



Water-Reel® Irrigation

PARTS MANUAL

700 S. Schrader Ave.
 P.O. Box 290
 Havana, IL 62644
 USA
 Phone: 309.543.4425
 Fax: 309.543.4945

AR4(T/E 30A/980)

AR5(T/E 30A/1200) AR5(T/E 33A/1120)

AR6(T/E 37A/1200) AR6(T/E 37A/1500)

AR7(T/E 40A/900) AR7(T/E 40A/1320)

S/N 360,000 - 380,539

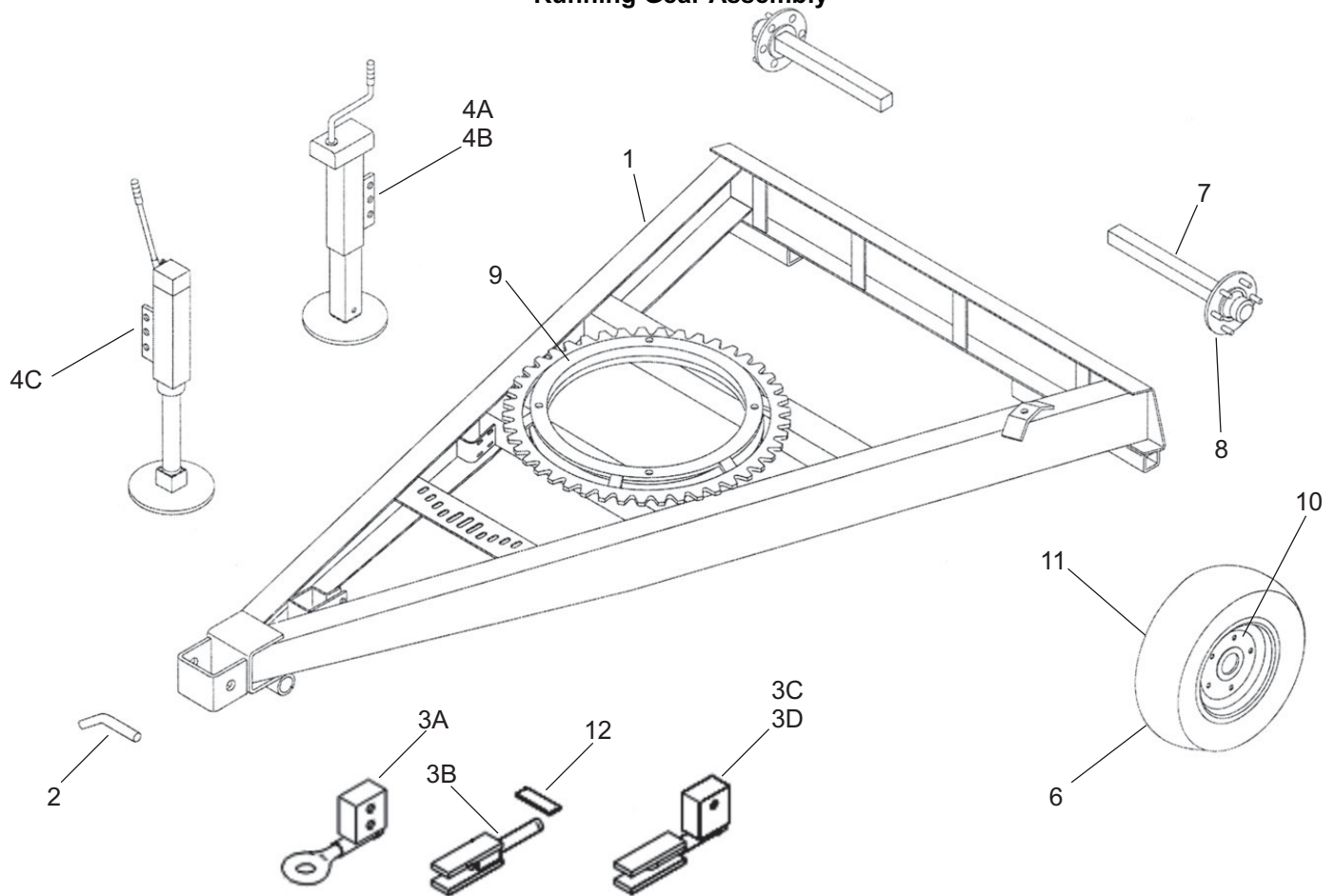
Assembly	Page
Running Gear Assembly	2
Hyd Jack	2-5
Cradle Assembly	6-7
Hydraulics	8
Spool Assembly	9-13
Levelwind Assembly	14-17
Shut Off Bar Assembly	18
Turbine Assembly (AR4)	19-20
Turbine Assembly (AR5-AR6-AR7)	21-23
Comer Gearbox Assembly	24-28
Drive Train Group (Comer)	29-31
Drive Train Group (Bima)	32-34
Bima Gearbox Break Down	35-37
Sprinkler Cart Assembly (AR4-AR5)	38-39
Sprinkler Cart Assembly (AR6-AR7)	40-41
Sprinkler Cart Lift (AR4-AR5)	42
Sprinkler Cart Lift (AR6-AR7)	43
Decals	44
Engine Drive Assembly (AR4-AR5)	45-46
Engine Drive Assembly (AR6-AR7)	47-48
Booster Pump Assembly	49-50
Air Compressor Assembly	51

Notes:

For Parts That Are Described As "Left" Or "Right" The Water Inlet Side Of The Machine Is Considered The Right Side.

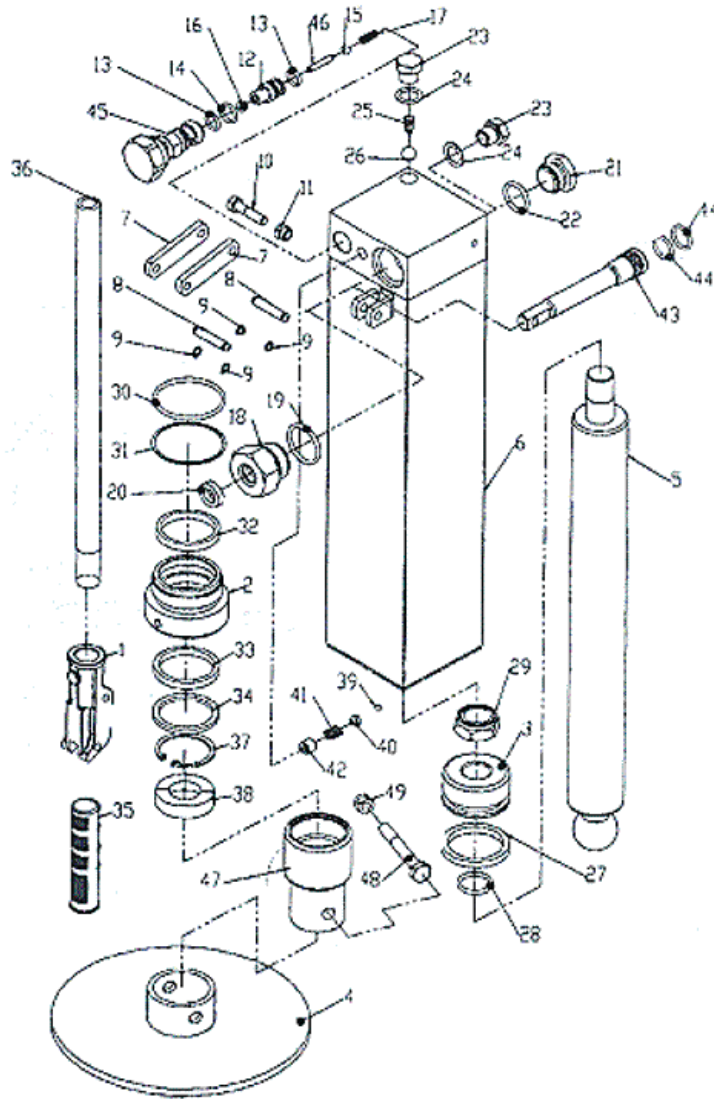
Items Such As Common Fasteners, Grease Fitting, And Other Small Parts Easy To Acquire Locally Are Not Listed.

Running Gear Assembly



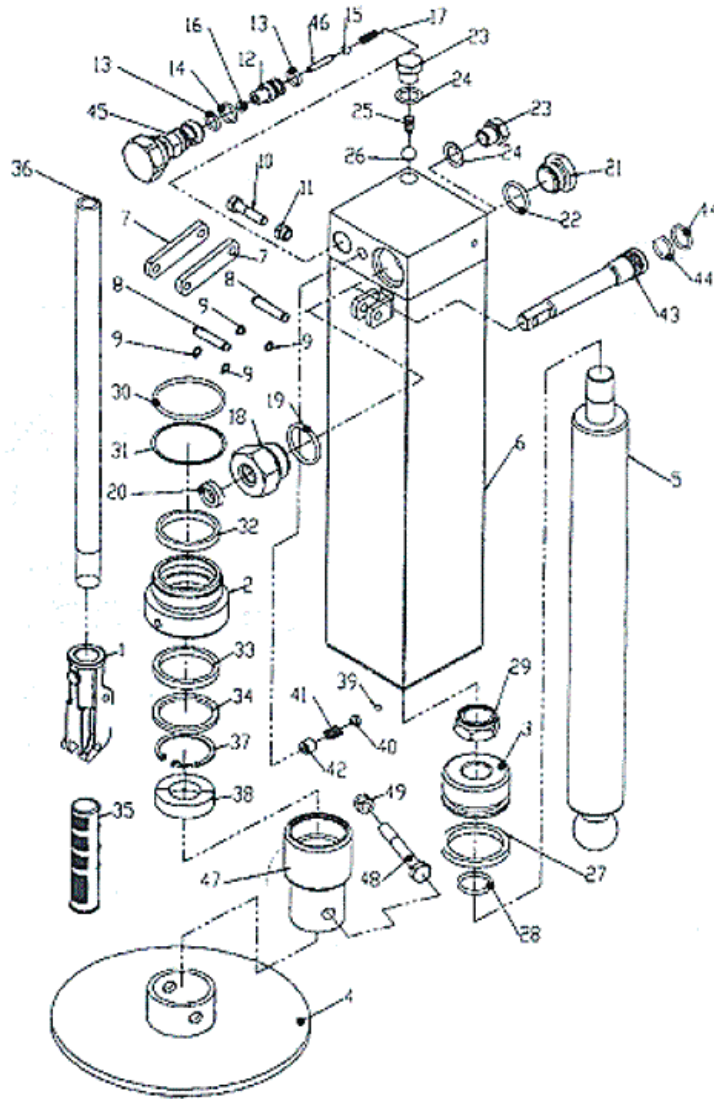
Running Gear Assembly			
No.	Part Number	Description	Qty.
1A	022-1063-0	Frame AR4	1
1B	022-1178-0	Frame AR5	1
1C	022-1200-0	Frame AR6	1
4D	022-0864-0	Frame AR7	1
2	022-1064-0	Pin	1
3A	022-1065-0	Hitch, Ring	1
3B	501-0274-0	Hitch, Clevis (AR4)	1
3C	501-0382-1	Hitch, Clevis (AR5)	1
3D	501-0382-2	Hitch, Clevis (AR6-7)	1
4A	020-0040-2	Screwjack (AR4) (Not as Shown)	1
4B	022-0828-0	Screwjack (AR5-6)	1
4C	022-0867-0	Screwjack (AR7)	1
4D	022-1544-0	Snap Ring,Man/Hydraulic Jack, (not shown)	1
4E	022-1546-1	Knuckle, Foot To Rod - Man/Hyd Jack (not shown)	1
4F	022-1545-0	Spacer, Man/Hydraulic Jack (not shown)	1
6	526-5531-0	Tire 11L015 12PLy	2
7A	500-0815-1	Spindle (AR4-5)	2
7B	500-0815-0	Spindle (AR6-7)	1
8A	501-0079-0	Hub, 6 Bolt (888) (AR4-5)	2
8B	226-1598-2	Hub Assy,6 Bolt W803 (AR6-7)	2
9	022-1113-0	Turntable Bearing	1
10	526-5138-1	Wheel 15 x 10 6Bolt 6"BCD	2
11	500-0641-0	Tube, Inner 11L x 15	2
12	501-0359-0	Tab, Hitch AR4 Only	1

Hyd. Jack



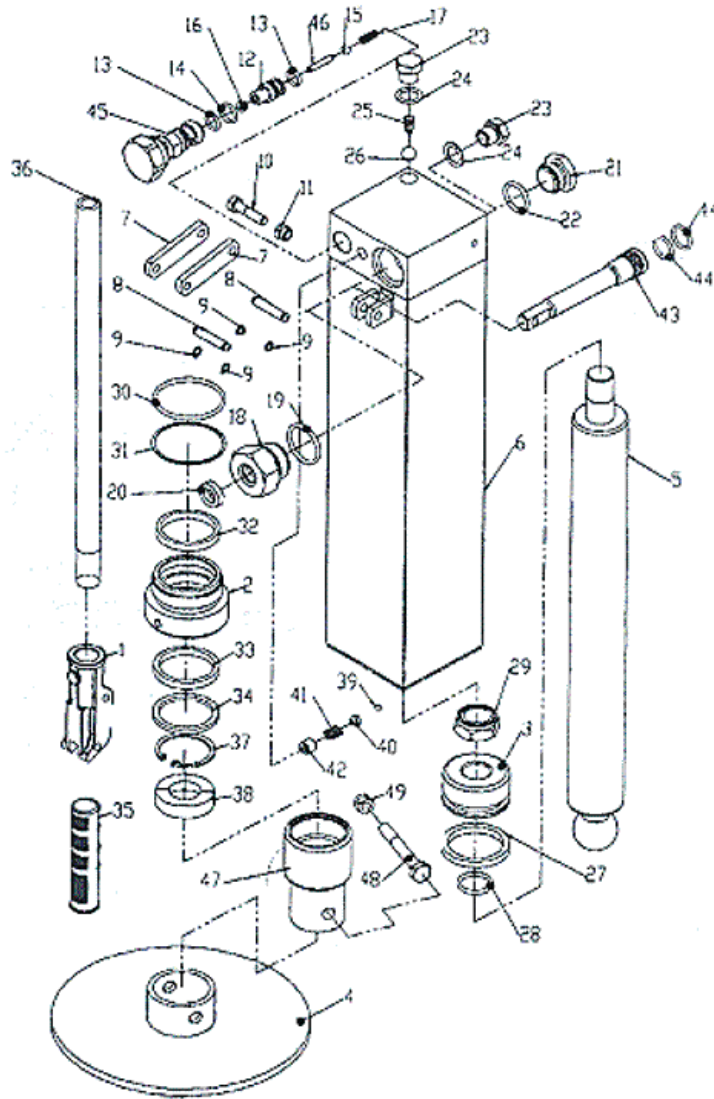
Hydraulic Jack Assembly			
No.	Part Number	Description	Qty.
1a	50401010	HANDLE,BRACKET - HYD JACK	1
2	50401020	HOUSING, LOWER - HYD JACK	1
3	50401030	HOUSING, UPPER - HYD JACK	1
4	50401040	FOOT - HYD JACK	1
5	50401050	CYLINDER JACK	1
6	50401060	JACK HOUSING HYD JACK	1
7	50401070	HANDLE STRAP, HYD JACK	2
8	50401080	HANDLE PIN, HYD JACK	2
9	50401090	SNAP RING, HYD JACK	4
10	55070220	BOLT,8-1.25MM X 35MM	1
11	50401110	NUT, 8MM	1
12	50401120	VALVE SEAT, HYD JACK	1
13	50401130	O-RING 115, HYD JACK	2
14	50401140	O-RING 121, HYD JACK	1
15	50401150	8MM BALL, HYD JACK	1

Hyd. Jack



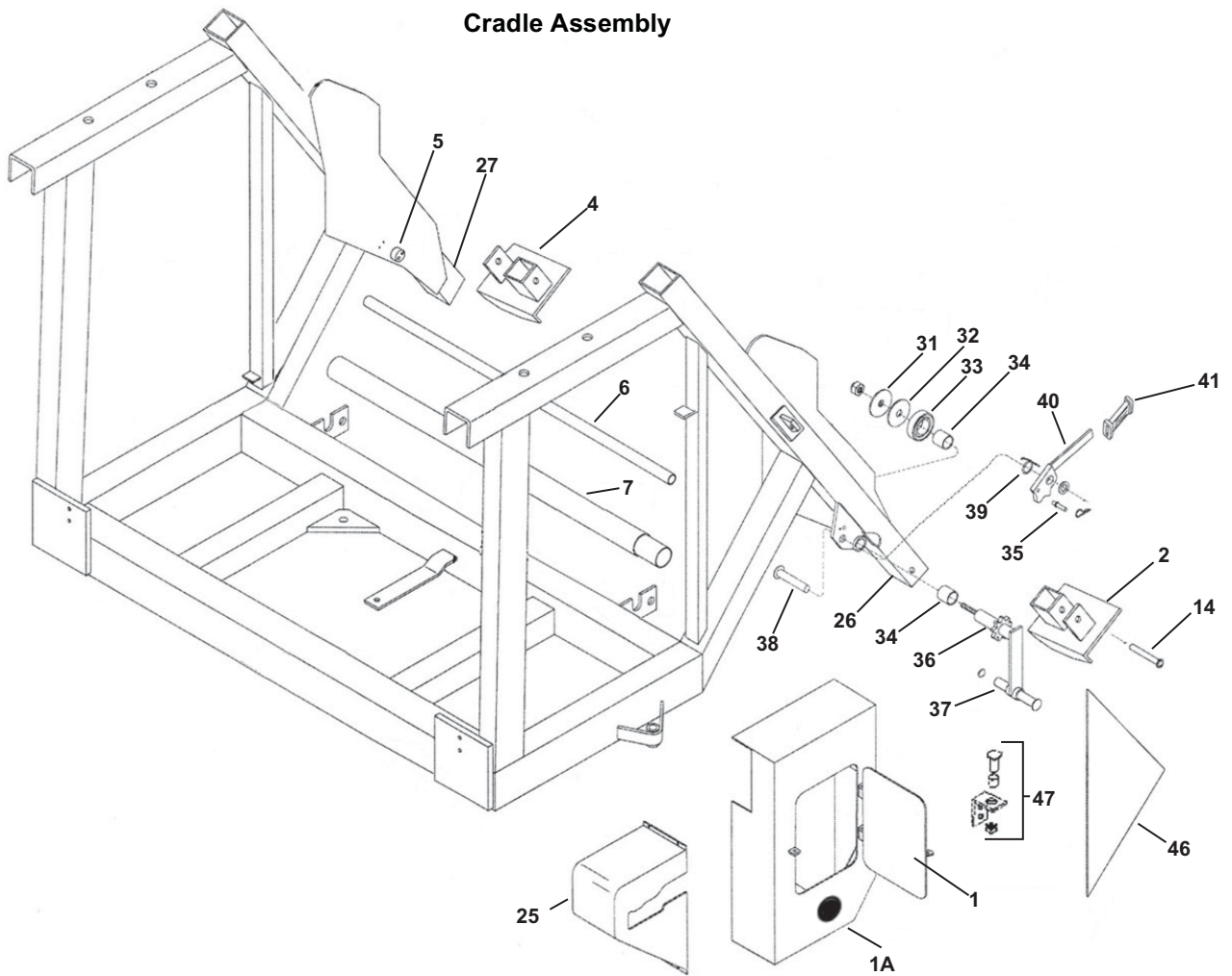
16	50401160	10MM BALL, HYD JACK		1
17	50401170	SPRING, HYD JACK		1
18	50401180	PACKING NUT, HYD JACK		1
19	50401190	O-RING 4131, HYD JACK		1
20	50401200	SEAL, HYD JACK		1
21	50401210	CAP, HYD JACK		1
22	50401220	O-RING 4093, HYD JACK		1
23	50401230	95MM PB23 UNI 4838, HYD JACK		1
24	50401240	RING, SEALING, HYD JACK		1
25	50401250	SPRING, HYD JACK		1
26	50401260	PLUG, (BALL) HYD JACK		1
27	50401270	SEAL, UPPER - HYD JACK		1
28	50401280	O-RING, UPPER (.14X1"ID)- HYD JACK		1
29	50401290	NUT, NYLOCK ROD TOP - HYD JACK		1
30	50401300	O-RING, LOWER (.14X2.25ID)-HYD JACK		1
31	50401310	GUARD, DUST - HYD JACK		1
32	50401320	GUARD DUST, HYD JACK		1
33	50401330	SEAL, LOWER - HYD JACK		1
34	50401340	WIPER, ROD - HYD JACK		1

Hyd. Jack



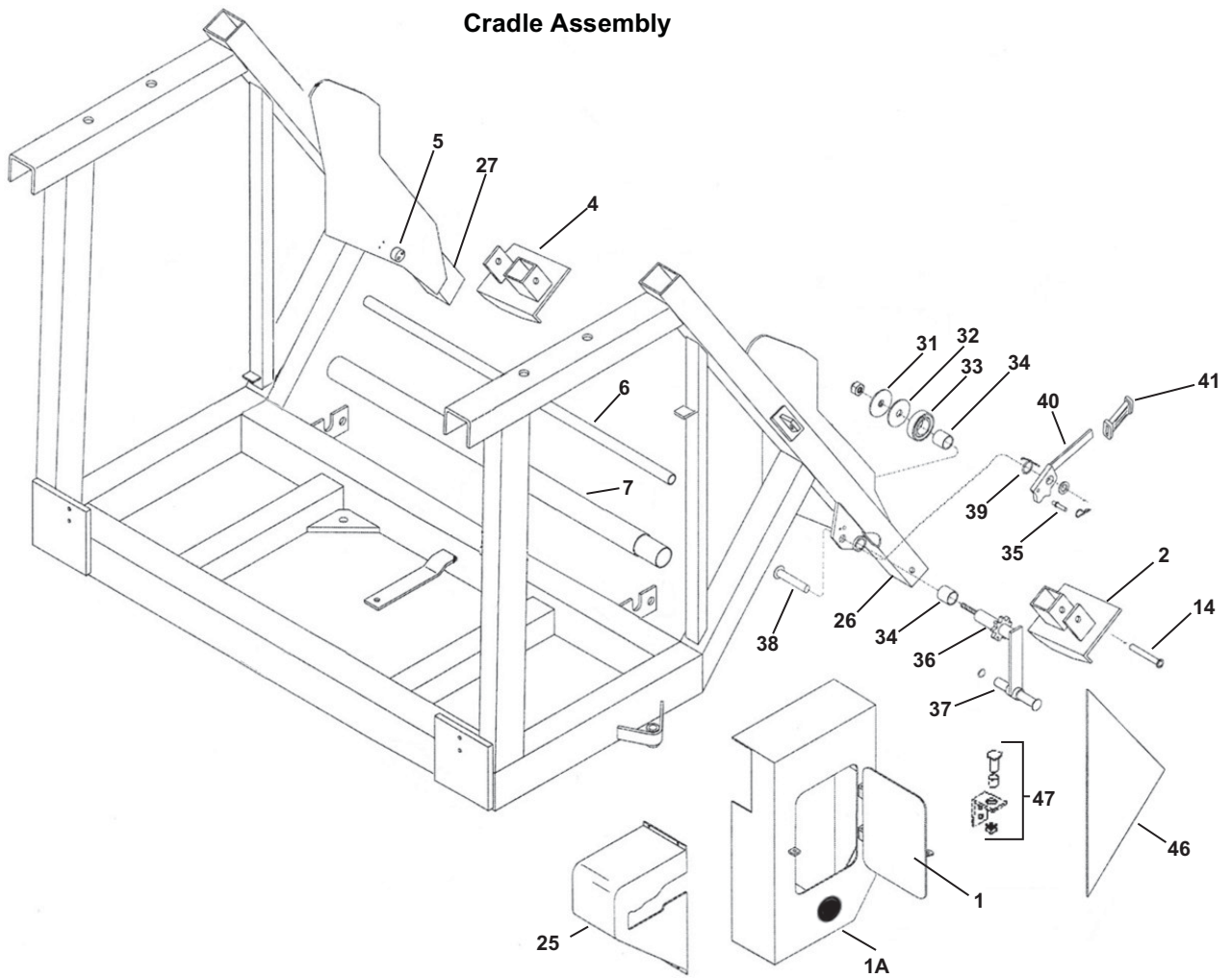
35	50401350	HANDLE GRIP, HYD JACK	1
36	50401360	HANDLE, HYD JACK	1
37	02215440	SNAP RING, MAN/HYDRAULIC JACK, A-SE	1
38	50401380	SPACER, HYD JACK	1
39	50401390	BALL,5.5MM, HYD JACK	1
40	50401400	SEAT, HYD JACK	1
41	50401410	SPRING, HYD JACK	1
42	50401420	SPACER, HYD JACK	1
43	50401430	PISTON, HYD JACK	1
44	50401440	O-RING 3081, HYD JACK	2
45	50401450	VALVE, HYD JACK	1
46	50401460	PIN, HYD JACK	1
47	02215461	KNUCKLE,FOOT TO ROD - MAN/HYD JACK	1
48	55070021	BOLT, 10-1.5MMX75MM	1
49	55170010	NUT 10-1.5MM	1

Cradle Assembly



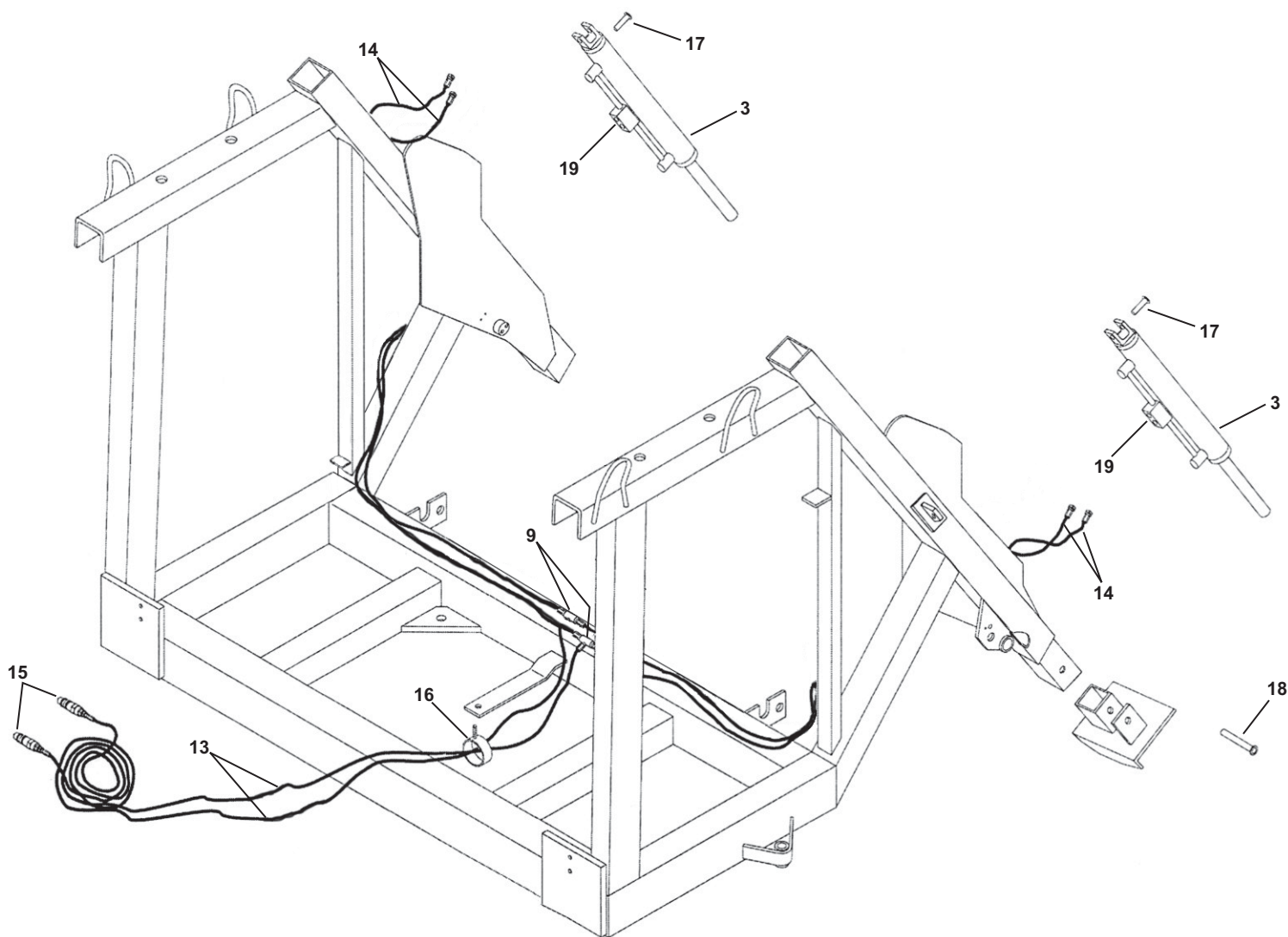
		Cradle Assembly			
No.	Part Number	Description		Qty.	
1	022-1067-0	Door		1	
2A	022-1068-0	Stabilizer - Turbine or Engine Side	AR4	1	
2B	022-1153-0	Stabilizer - Turbine or Engine Side	AR5	1	
2C	022-1195-0	Stabilizer - Turbine or Engine Side	AR6	1	
2D	022-0882-0	Stabilizer - Turbine or Engine Side	(AR7)	1	
4A	022-1069-0	Stabilizer - Chain Side	AR4	1	
4B	022-1154-0	Stabilizer - Chain Side	AR5	1	
4C	022-1196-0	Stabilizer - Chain Side	AR6	1	
4D	022-0884-0	Stabilizer - Chain Side	(AR7)	1	
6A	022-1070-0	Hose Guide Bar AR4		1	
6B	022-1155-0	Hose Guide Bar AR5		1	
6C	022-1197-0	Hose Guide Bar AR6		1	
6D	022-0886-0	Hose Guide Bar (AR7)		1	
7A	022-1071-0	Roller AR4		1	
7B	022-1156-0	Roller AR5		1	
7C	022-1198-0	Roller AR6		1	
7D	022-1381-0	Roller (AR7)		1	
14	022-0894-0	Pin Dia. 25mm x 170mm		2	
25	022-1450-0	Belt Shield		1	
26A	022-1073-0	Leg - Turbine or Engine Side	AR4	1	
26B	022-1160-0	Leg - Turbine or Engine Side	AR5-6	1	

Cradle Assembly



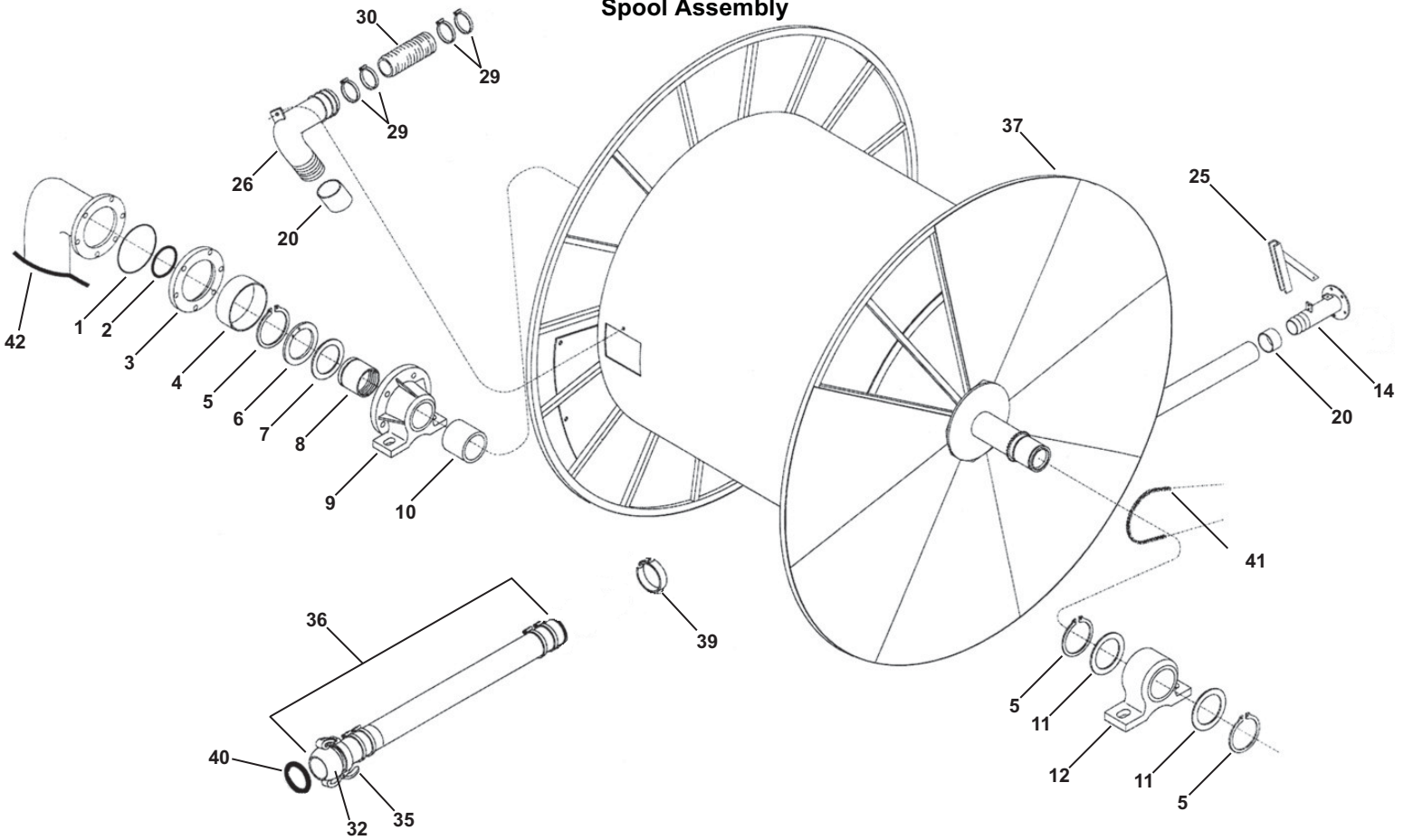
26C	022-1382-0	Leg-Turbine or Engine Side (AR7)		1
27A	022-1074-0	Leg - Chain Side AR4		1
27B	022-1157-0	Leg - Chain Side AR5-6		1
27C	022-1383-0	Leg - Chain Side (AR7)		1
31	020-9905-8	Retaining Nut		2
32	020-9904-9	Washer, Special		2
33	020-9905-9	Rubber Spring		2
34	020-9905-6	Bushing, Stabilizer Crank		4
35	020-0026-0	Pin, Levelwind Dog		2
36A	020-9957-8	Crank AR4		2
36B	022-1158-0	Crank AR5-6		2
37	020-9904-8	Crank Pin		2
38	020-9903-0	Pawl Pin		2
39A	020-99029	Spring, Right		1
39B	020-9902-8	Spring, Left		1
40A	021-9902-7	Pawl, Left		1
40B	020-9902-7	Pawl, Right		1
41	022-0154-0	Grip		2
46A	022-1075-0	Guard AR4		1
46B	0221072-0	Guard AR5		1
46C	022-1199-0	Guard AR6		1
46D	022-1384-0	Gurad (AR7)		1
47	501-0383-0	Bracket Assembly , (Includes Bracket, Nut, Bolt, Spacer)		1
48	022-1700-0	STOP TURRET PIN		1

Hydraulics



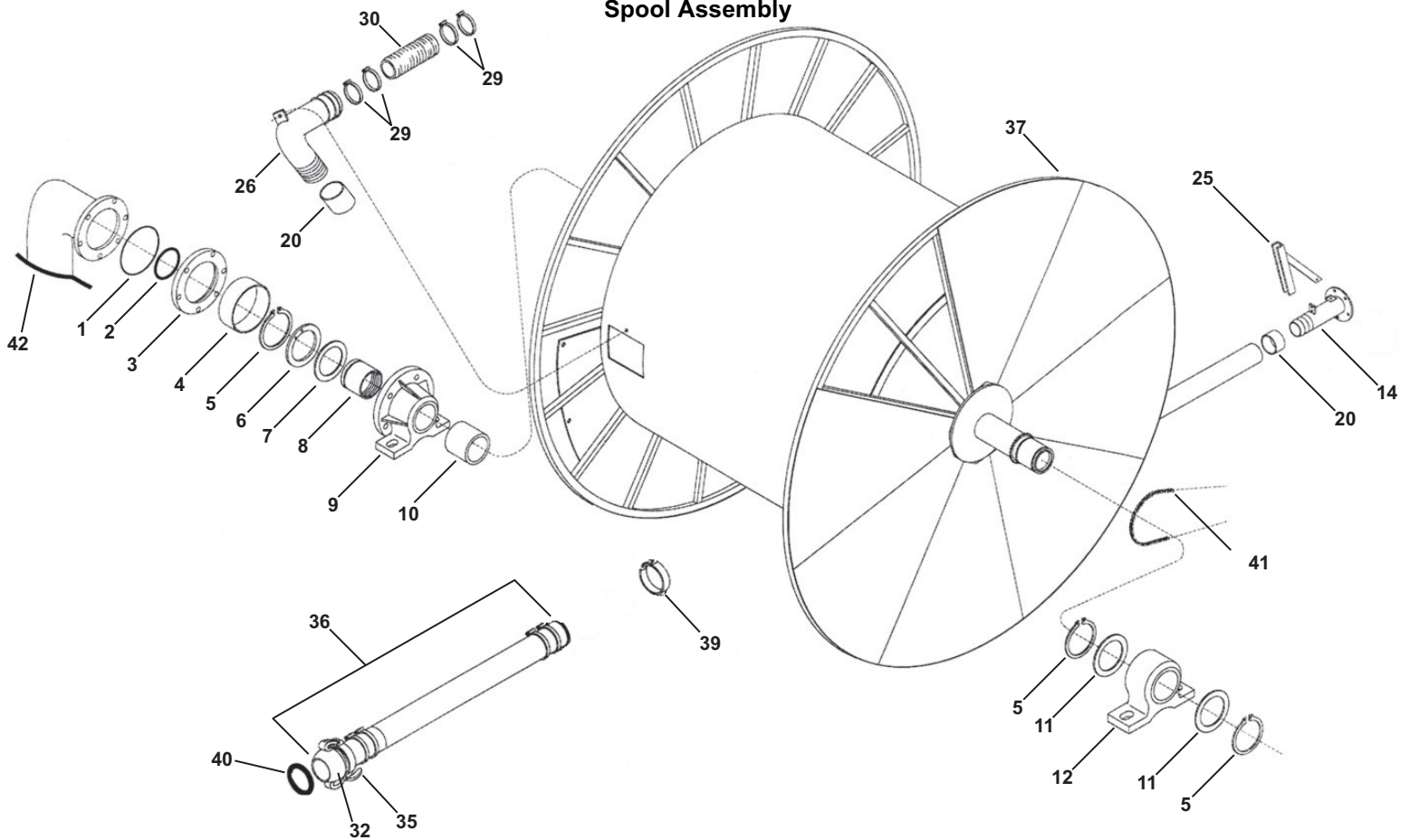
Hydraulics			
No.	Part Number	Description	Qty.
3A	022-1224-0	Cylinder L:1000	2
3B	022-1467-0	Kit, Rebuild Seal Hydraulic Cylinder	1
9	022-0889-0	Tee 1/4" M-M-M	2
13	022-0895-0	Hose R1T_x_8.0mt	2
14	022-0891-0	Hose R1T_x_1.8mt.	4
15	022-0896-0	Quick Coupling Male	2
16	022-0900-0	Rubber Hose Support	1
17	022-0843-0	Pin 25mm X 55mm Long	2
18	022-0894-0	Pin 25mm X 170mm Long	2
19	022-1400-0	Block	2

Spool Assembly



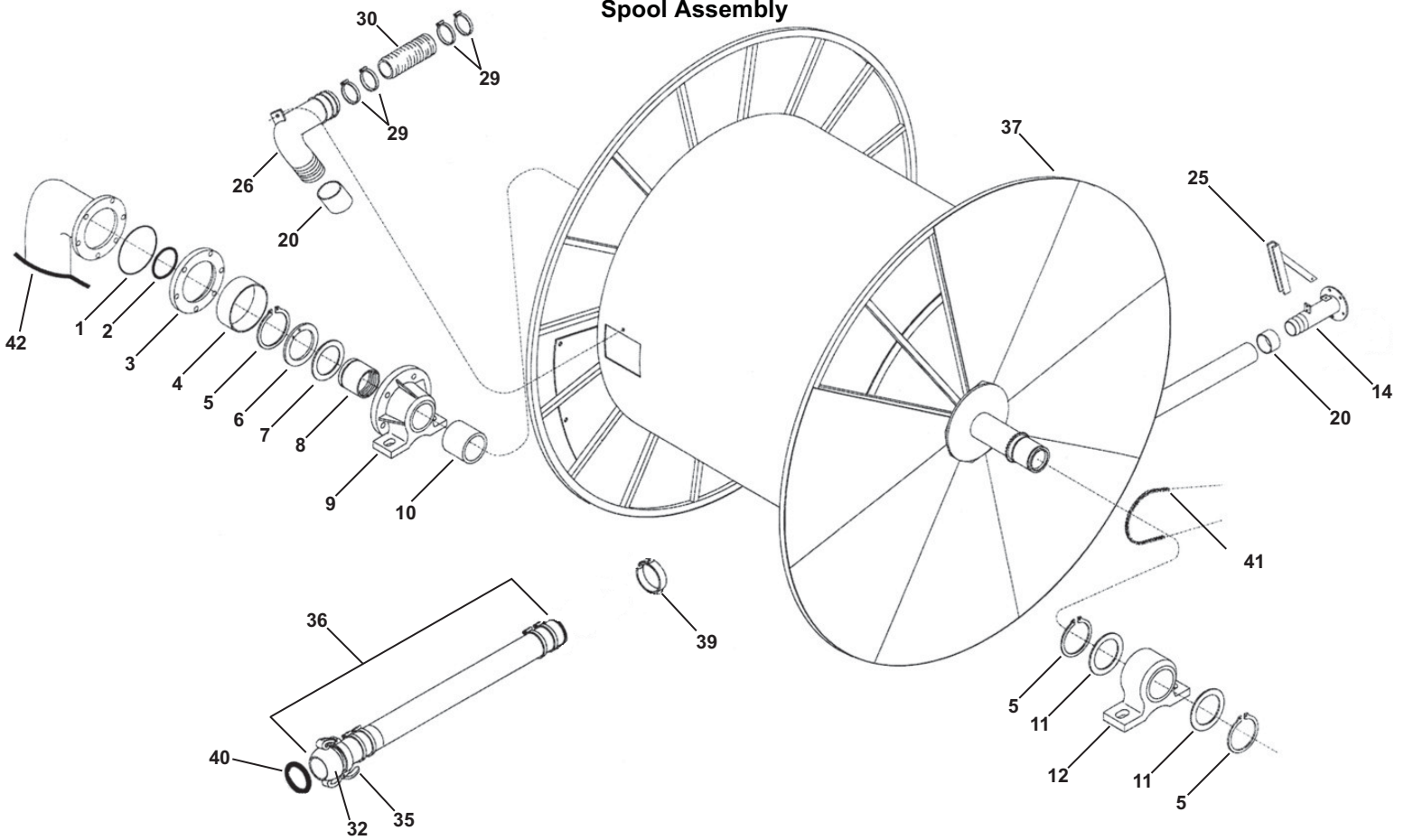
Spool Assembly				
No.	Part Number	Description		Qty.
1A	022-0484-0	O-Ring, 104mm x 3.53mm CS (AR4)		1
1B	022-0039-0	O-Ring, 124mm x 3.53mm CS (AR5)		1
1C	597-0328-0	O-RING 6.012 OD X .139CS (AR6/7)		1
2D	022-1010-0	O-RING 69.22MMx5.33MM		1
2B	022-1037-0	O-Ring, 3.35" ID X .210" CS (AR5)		1
2C	022-0842-0	O-RING 6MMX110MM (AR6-7)		1
3A	022-1446-2	Sealing Ring (AR4)		1
3B	022-1446-1	Sealing Ring (AR5)		1
3C	022-1446-0	Sealing Ring (AR6-7)		1
4A	022-0699-0	Spacer (AR4)		1
4B	022-0754-2	Spacer (AR5)		1
4C	022-0754-1	Spacer (AR6-7)		1
5A	020-0042-8	Snap Ring 65mm (AR4)		3
5B	022-0037-0	Snap Ring E85 (AR5)		3
5C	022-0008-0	Snap Ring E110 (AR6-7)		1
6A	020-0043-9	Spacer Base		1
6B	022-0040-0	Washer Thrust, (AR5)		1
6C	022-0009-0	Washer Thrust, (AR6-7)		1
7A	020-0044-1	Washer, Wear (AR4)		1
7B	022-0036-0	Washer, Wear (AR5)		1
7C	022-0010-0	Washer, Wear (AR6-7)		1
8A	593-0245-1	Ring Nut, Slip Joint (AR5)		1
8B	593-0245-0	Ring Nut, Slip Joint (AR6-7)		1

Spool Assembly



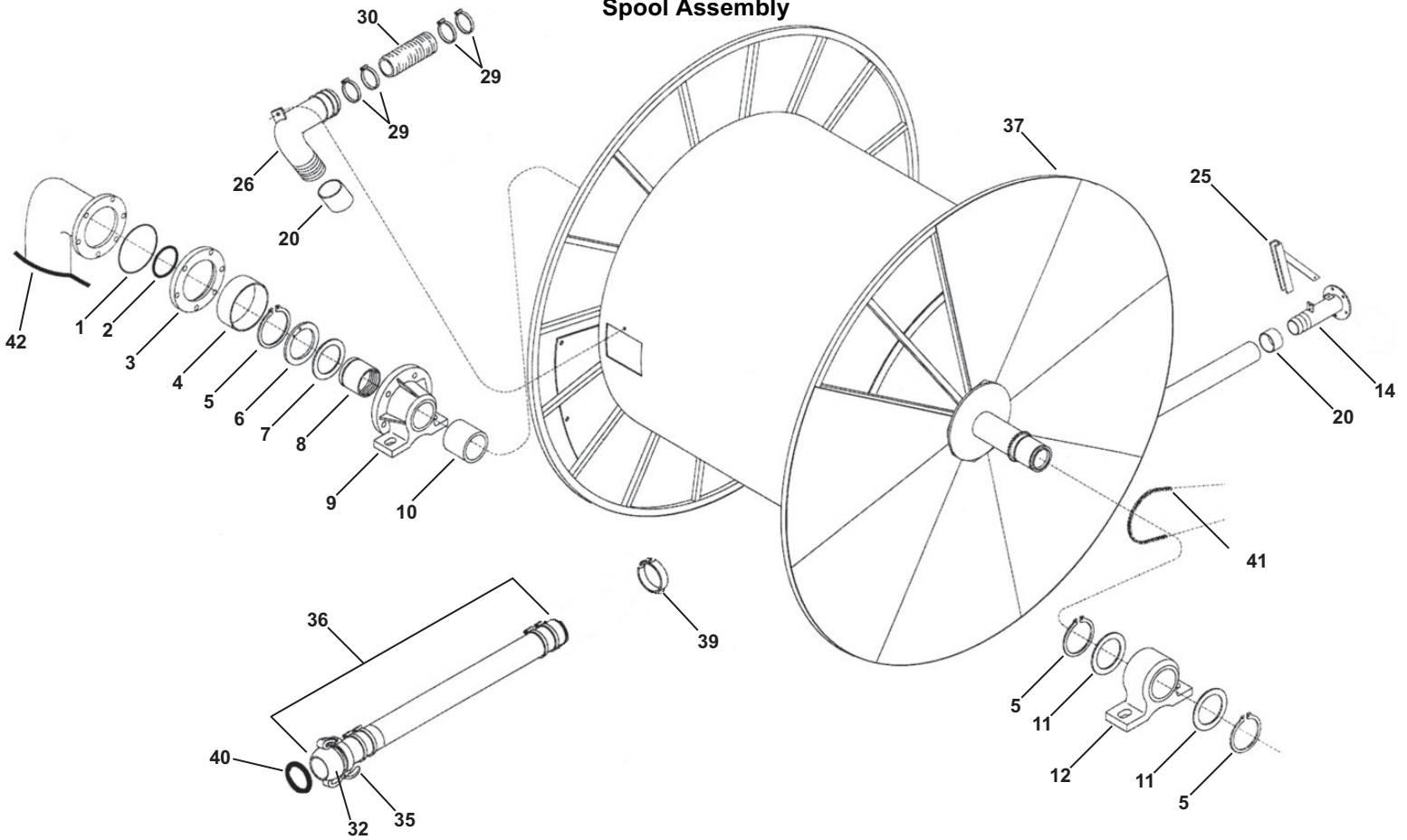
9A	020-0044-2	Bearing, Flanged (AR4)	1
9B	022-0032-0	Bearing, Flanged (AR5)	1
9C	022-0013-0	Bearing, Flanged (AR6-7)	1
10A	022-1078-0	Sleeve (AR4)	1
10B	022-1161-0	Sleeve (AR5)	1
10C	022-1385-0	Sleeve (AR6-7)	1
11A	020-0042-9	Spacer (AR4)	1
11B	022-0038-0	Spacer (AR5)	1
11C	020-9906-2	Spacer (AR6-7)	1
12A	020-0043-0	Support Bearing (AR4)	1
12B	020-9958-1	Support Bearing (AR5)	1
12C	022-0015-0	Support Bearing (AR6-7)	1
14A	022-0740-5	Tube End, 25 75mm	
14B	022-0740-4	Tube End 27 82mm	
14C	022-0740-3	Tube End 30 90mm	1
14D	022-0740-2	Tube End 33 100mm	1
14E	022-0740-1	Tube End 37 110mm	1
14F	022-0740-0	Tube End 40 120mm	1
14G	022-0740-6	Tube End 45 135mm	1
20A	020-9945-0	Hose Band, 75mm	2
20B	020-9911-2	Band, Hose 82mm	2
20C	020-9911-3	Band, Hose 90mm	2
20D	020-9911-4	Band, Hose 100mm	2
20E	020-9911-5	Band, Hose 110mm	2
20F	020-0383-3	Band, Hose 120mm	2
20G	022-0843-0	Band, Hose 135mm	

Spool Assembly



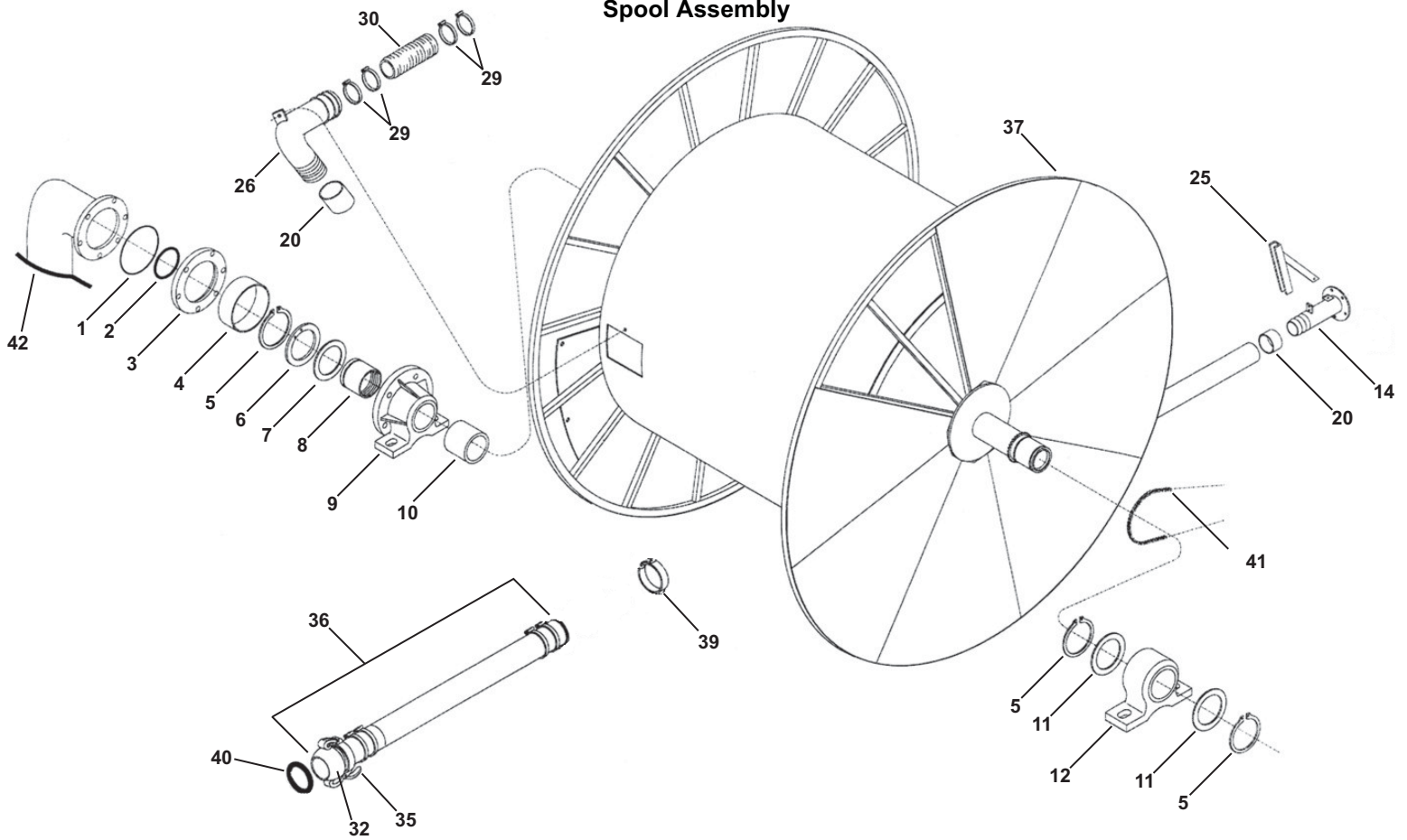
25	022-0861-0	Stop, Bar		1
26A	022-1084-1	Elbow, 75mm (AR4)		1
26B	022-1081-0	Elbow, 82mm (AR4)		1
26C	022-1081-2	Elbow, 90mm (AR4)		1
26D	022-1062-3	Elbow, 82mm (AR5)		1
26E	022-1162-0	Elbow, 90mm (AR5)		1
26F	022-1162-1	Elbow, 100mm (AR5)		1
26G	022-1162-2	Elbow, 110mm (AR5)		1
26H	022-1215-1	Elbow, 90mm (AR6)		1
26I	022-1215-0	Elbow, 110mm (AR6)		1
26J	022-1215-2	Elbow, 120mm (AR6)		1
26K	022-1386-0	Elbow, 100mm (AR7)		1
26L	022-1386-1	Elbow, 110mm (AR7)		1
26M	022-1386-2	Elbow, 120mm (AR7)		1
26N	022-1386-3	Elbow, 135mm (AR7)		1
29A	030-1919-4	Supra Clamp 73mm x 79mm		8
29B	022-0682-0	Clamp, Atlantic 86mm X95mm (AR5)		8
29C	030-1925-8	Supra Clamp 112mm-121mm (AR6)		8
29D	030-1925-8	Supra Clamp 112mm-121mm (AR7)		8
30A	022-0148-1	HOSE, 70X79MM -0,55-4M (21.65") LONG (AR4)		1
30B	022-0031-0	HOSE, 80X98MM -0,6-4M (32.287") LONG (AR5) have to cut length		1
30C	022-1627-1	HOSE 100 X 118 X .55M (21.65") LONG (AR6)		1
30D	022-1627-0	HOSE 100 X 118 X .7M (27.6") LONG (AR7)		1

Spool Assembly



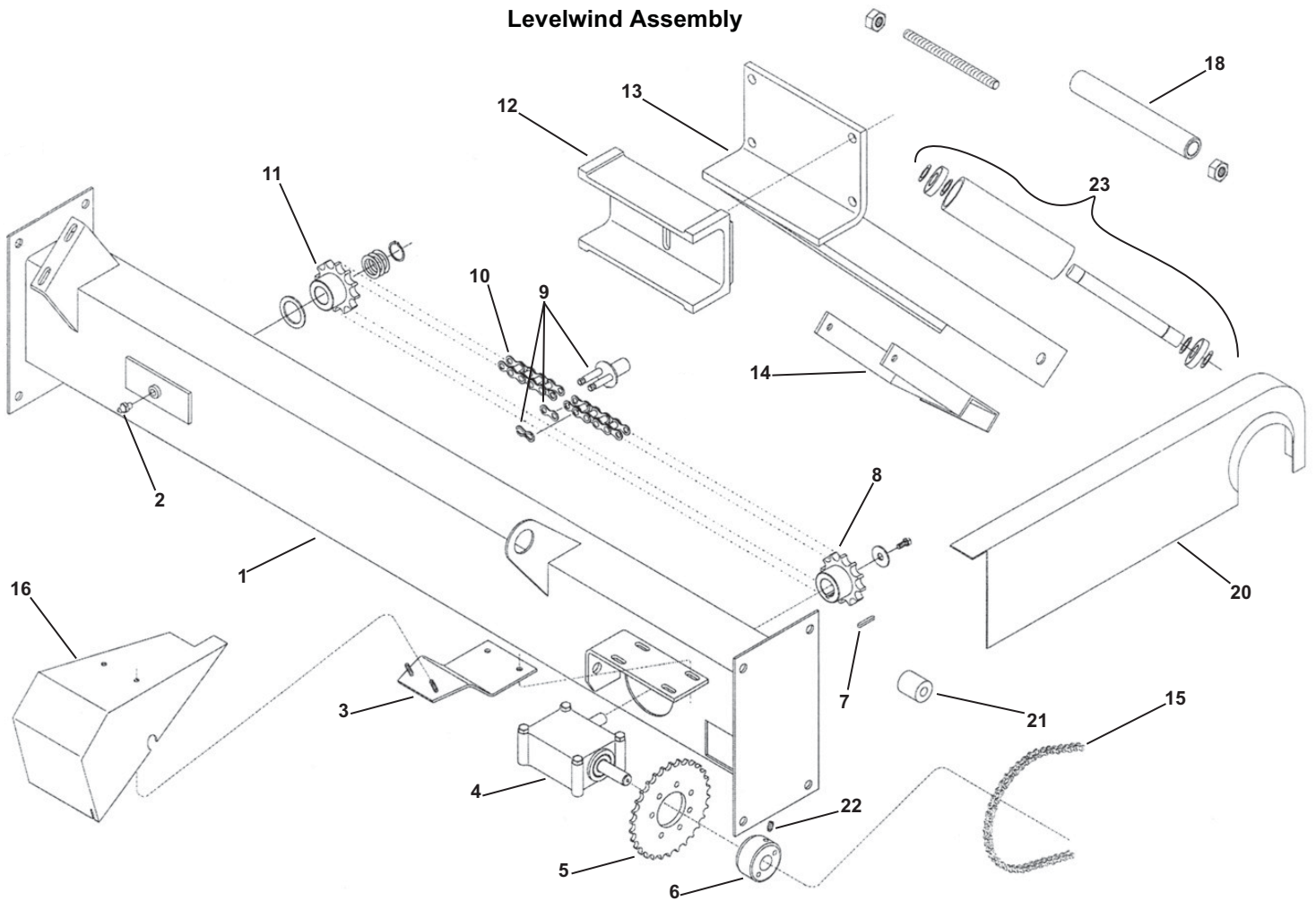
32A	588-0256-0	Hose End Outlet 3" (AR4)		1
32B	588-0256-1	Hose End Outlet 4" (AR5, AR6, AR7)		1
34A	588-0266-2	Hose End, 3" x 4" Male Ring Long (AR4)		1
34B	588-0266-0	Hose End Inlet 4" (AR5, AR6, AR7)		1
35A	588-0022-1	Ring, 3" Lever Lock (AR4)		1
35B	588-0023-1	Ring, 4" Lever Lock (AR5, AR6, AR7)		1
36A	588-0284-1	Supply Hose 3" x 30 Ft. Complete (AR4)		1
36B	588-0284-0	Supply Hose 4" x 30 Ft. Comp. (AR5,6,7)		1
36C	030-1924-0	Clamp, Supra 104mm-112mm (for 4" Supply only, not shown)		
37A	022-1090-0	Spool shield With Out Hole (AR4)		1
37B	022-1090-1	Spool Shield With Hole (AR4)		5
37C	022-1187-0	Spool shield With Out Hole (AR5)		11
37D	022-1187-1	Spool Shield With Hole (AR5)		1
37E	022-1203-0	Spool Shield With Hole (AR6)		1
37F	022-1203-1	Spool Shield With Out Hole (AR6)		11
37G	022-1203-2	Spool Shield With Out Hole (AR7)		7
37H	022-1203-3	Spool Shield With Hole (AR7)		1
37I	022-1203-4	Spool Shield Fix (AR7)		1
38A	252-4962-2	Hose, 3" Irrigation Supply (AR4)	Ft.	30
38B	252-4962-0	Hose, 4" Irrigation Supply (AR5,6,7)	Ft.	30
39	400-4927-0	4" Ring Lock Band		1
40A	588-0023-3	O-Ring 4" (AR5,6,7)		1
40B	588-0022-3	O-Ring 3" (AR4)		1

Spool Assembly



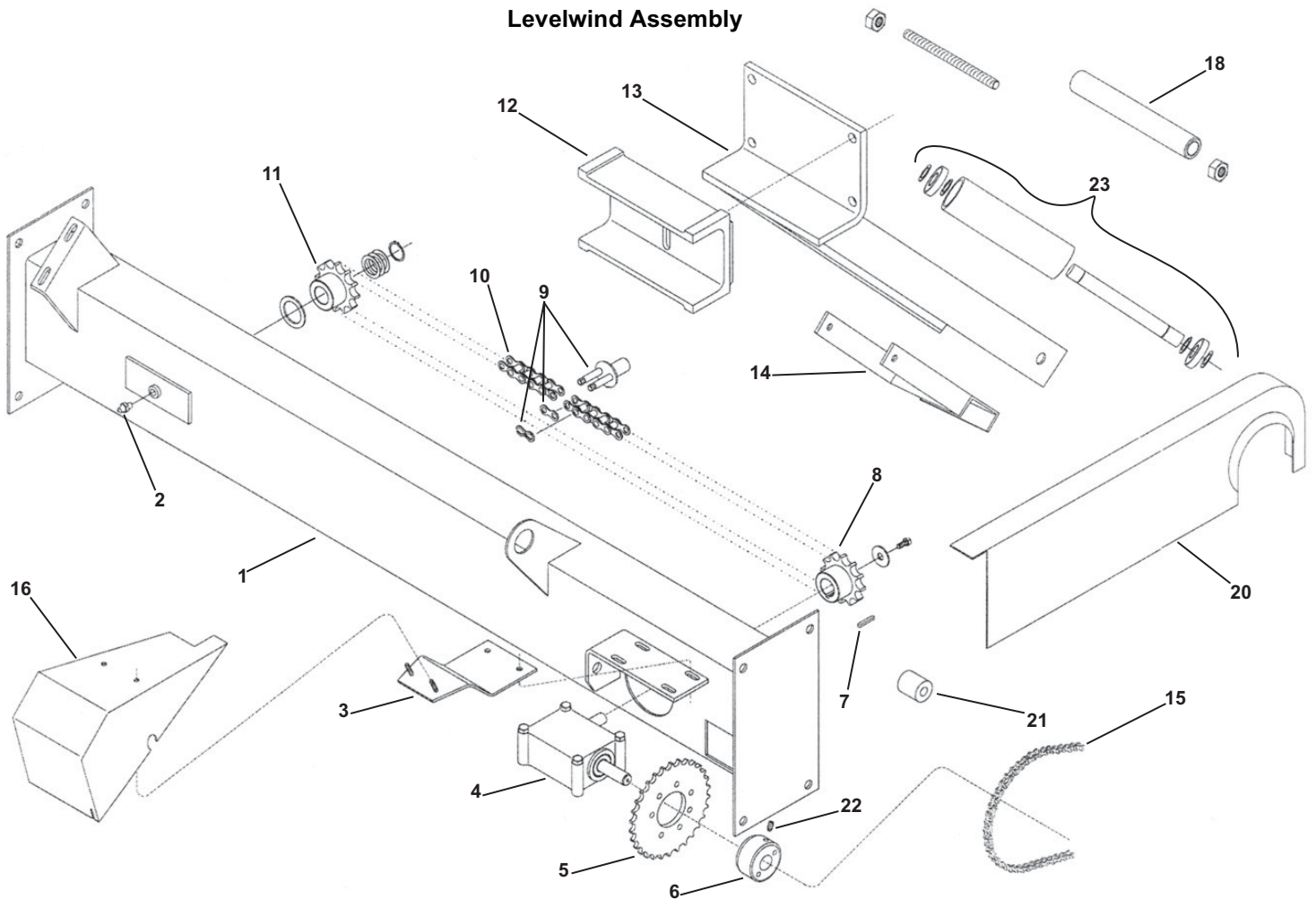
41A	020-0114-0	Chain 1/2" 243 Rollers (AR4)	FT.	10.13
41B	020-0114-0	Chain 1/2" 263 Rollers (AR5)	FT.	10.96
41C	020-0114-0	Chain 1/2" 295 Rollers (AR6)	FT.	12.29
41D	020-0114-0	Chain 1/2" 315 Rollers (AR7)	FT.	13.13
42A	022-1115-0	Elbow (AR4) with Comer Gearbox		1
42B	022-1115-1	Elbow (AR4) with Bima Gearbox		1
42C	022-1184-0	Elbow (AR5) with Comer Gearbox		1
42D	022-1184-1	Elbow (AR5) with Bima Gearbox		1
42E	022-1210-0	Elbow (AR6-7) with Comer Gearbox		1
42F	022-1210-1	Elbow (AR6-7) with Bima Gearbox		1

Levelwind Assembly



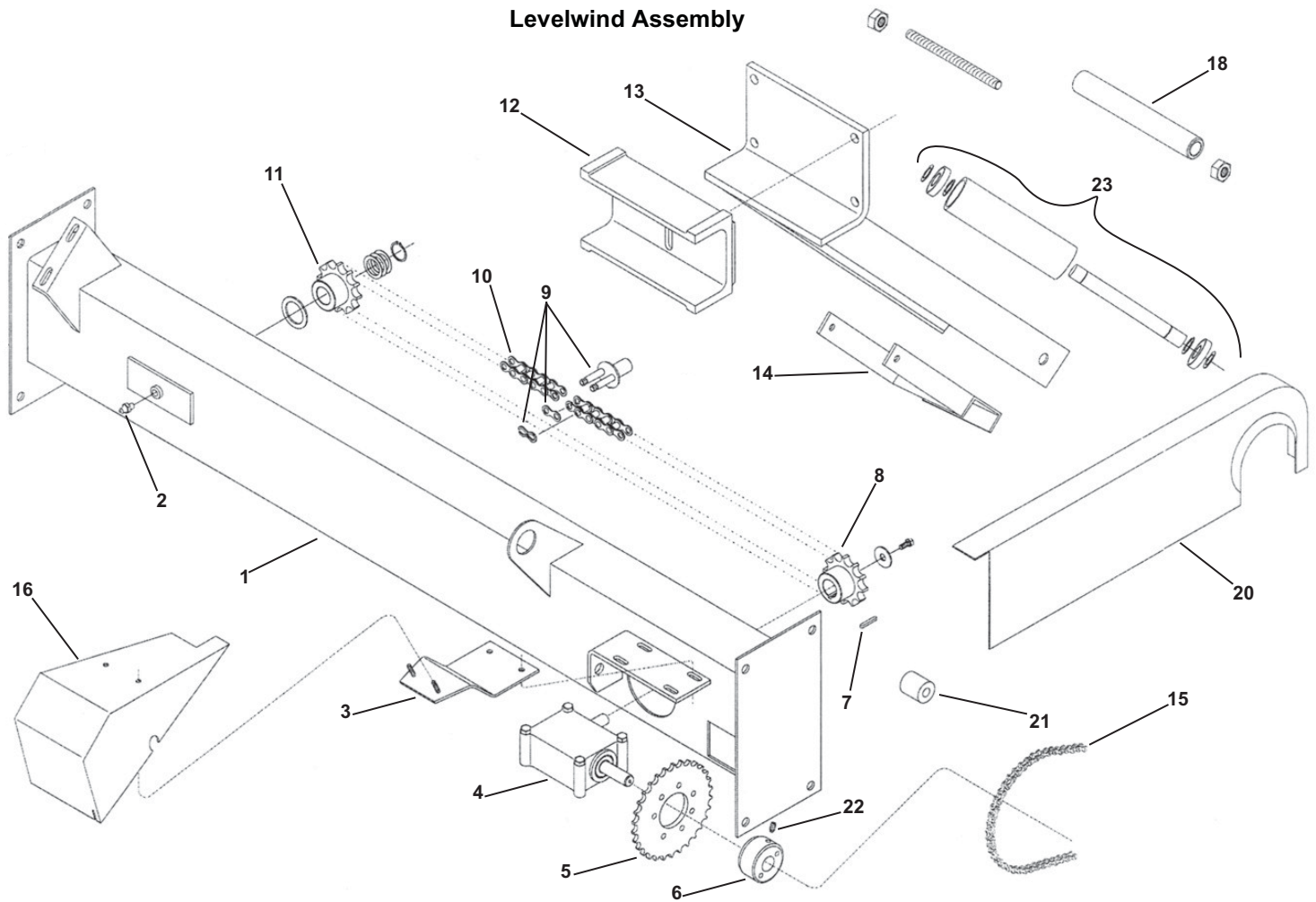
Levelwind Assembly				
No.	Part Number	Description		Qty.
1A	022-1091-0	Levelwind Frame (AR4)		1
1B	022-1163-0	Levelwind Frame (AR5)		1
1C	022-1191-0	Levelwind Frame (AR6)		1
1D	022-1091-1	Levelwind Frame (AR7)		1
3	022-1093-0	Shield Mt.		1
4A	020-0108-5	Gearbox 90 Deg (AR4)		1
4B	020-0015-4	Gearbox 90 Deg (AR5,AR6,AR7)		1
5A	020-0048-2	Sprocket 1/2" Z30 x Hose Dia. 2.5" (AR4)		1
5B	022-0386-1	Sprocket 1/2" Z32 x Hose Dia. 2.3" (AR4)		1
5C	020-0048-2	Sprocket 1/2" Z30 x Hose Dia. 2.5" (AR4)		1
5D		Sprocket 1/2" Z43 x Hose Dia. 2.5" (AR5)		1
5E	022-0386-0	Sprocket 1/2" Z27 x Hose Dia. 2.7" (AR4)		1
5F		Sprocket 1/2" Z39 x Hose Dia. 2.7" (AR5)		1
5G	022-0125-0	Sprocket 1/2" Z25 x Hose Dia. 3.0" (AR4)		1
5H		Sprocket 1/2" Z35 x Hose Dia. 3.0" (AR5)		1
5I		Sprocket 1/2" Z31 x Hose Dia. 3.3" (AR5)		1
5J		Sprocket 1/2" Z29 x Hose Dia. 3.7" (AR5)		1
5K		Sprocket 1/2" Z50 x Hose Dia. 2.7" (AR6)		1
5L		Sprocket 1/2" Z45 x Hose Dia. 3.0" (AR6)		1
5M		Sprocket 1/2" Z40 x Hose Dia. 3.3"(AR6-7)		1

Levelwind Assembly



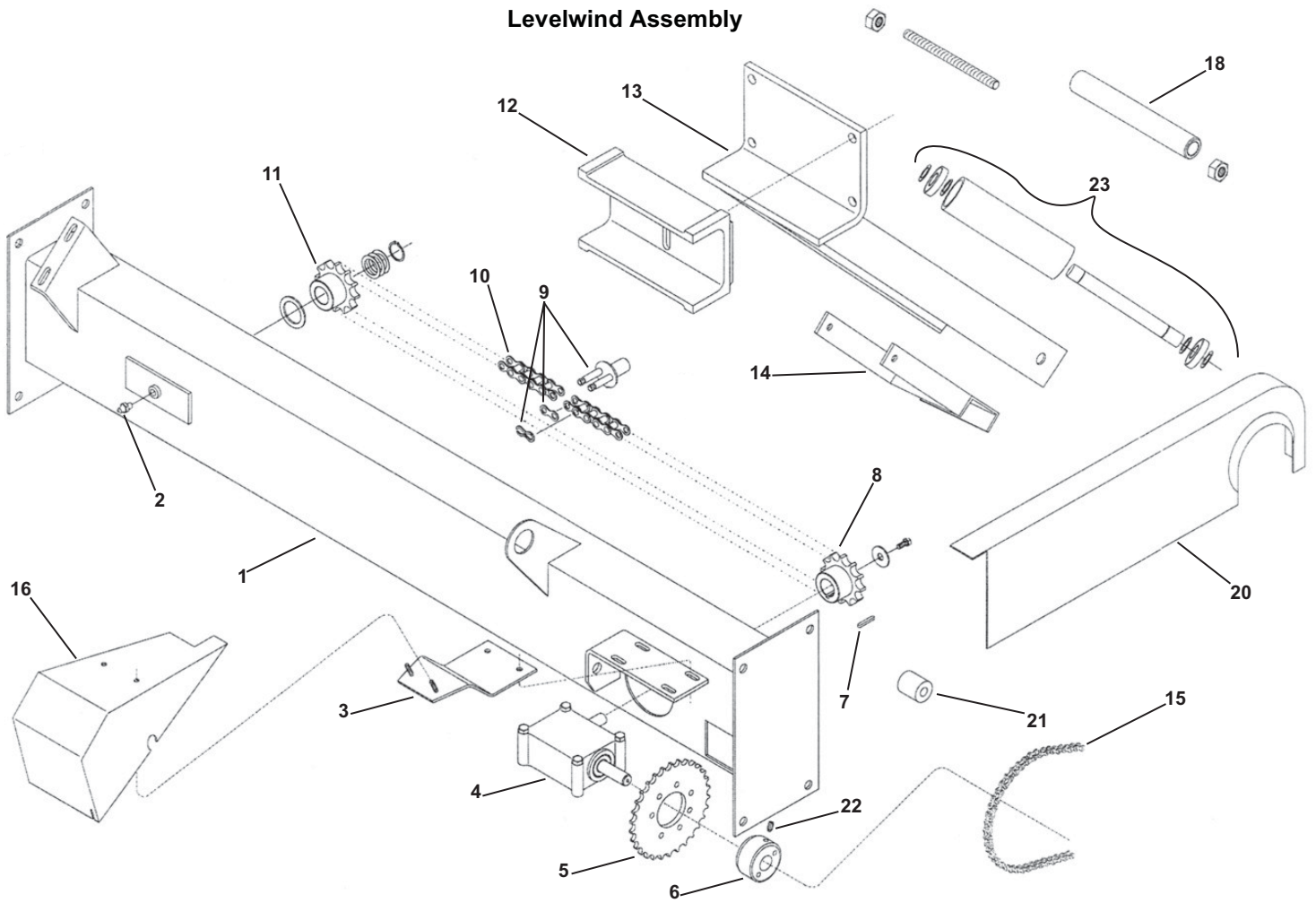
5N	022-0386-3	Sprocket 1/2" Z36 x Hose Dia. 3.7"(AR6-7)		1
5O	020-0461-0	Sprocket 1/2" Z33 x Hose Dia. 4.0"(AR6-7)		1
5P	022-0124-0	Sprocket 1/2" Z29 x Hose Dia. 4.5"(AR6-7)		1
6	020-0015-3	Sprocket Hub		1
7	022-0788-0	Key 8mm x 7mm x 25mm		1
8A	022-0904-1	Sprocket, 13 Tooth 5/8" Pitch (AR4)		1
8B	022-0904-0	Sprocket, 10 Tooth 1" Pitch (AR5-6-7)		1
9A	022-0905-0	Guide Link 5/8" (AR4)		1
9B	022-0905-1	Guide Link 1.0" (AR5-6-7)		1
10A	022-0114-1	Chain, 5/8" 117P (118 Rollers) (AR4)		1
10B	875-4848-2	Chain, 1.0" 85P (86 Rollers) (AR5)	Ft.	7.08
10C	875-4848-2	Chain, 1.0" 84P (85 Rollers) (E110) (AR5)	Ft.	7.00
10D	875-4848-2	Chain, 1.0" 91P (92 Rollers) (AR6)	Ft.	7.58
10C	875-4848-2	Chain, 1.0" 99P (100 Rollers) (AR7)	Ft.	8.25
11A	020-0047-5	Sprocket Z13 5/8" (AR4)		1
11B	020-9914-8	Sprocket Z10 1" with Bronze (AR5-6-7)		1
12A	022-1097-0	Fork Support (AR4)		1
12B	022-0908-0	Fork Support (AR5-6-7)		1
13A	022-1098-1	Fork for E75 (AR4)		1
13B	022-1098-0	Fork for E82-90 (AR4)		1
13C	022-1166-1	Fork for E75 (AR5)		1
13D	022-1166-0	Fork for E82-90-100 (AR5)		1
13E	022-1166-2	Fork for E 100-110 (AR5)		1

Levelwind Assembly



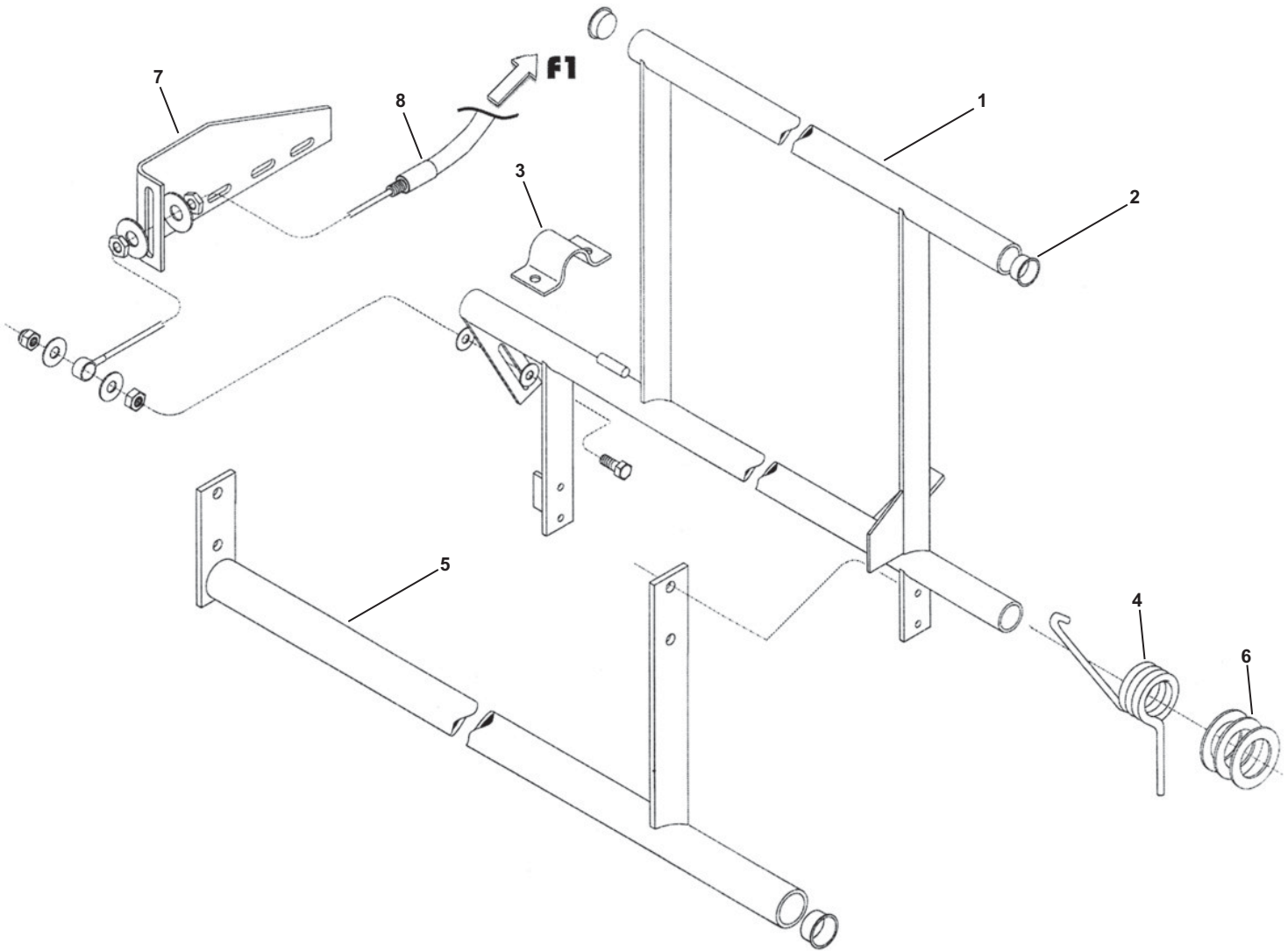
13F	022-1193-0	Fork for E100-110 (AR6)		1
13G	022-1193-1	Fork for E120 (AR6)		1
13H	022-1387-0	Fork for E100-110 (AR7)		1
13I	022-1387-1	Fork for E120 (AR7)		1
13J	022-1387-2	Fork for E135 (AR7)		1
14A	022-1099-0	Fork Guide for E 75-82-90 (AR4)		1
14B		Fork Guide for E 82-90-100 (AR5)		1
14C		Fork Guide for E 110 (AR5)		1
14D	022-1207-2	Fork Guide for E 100-110 (AR6)		1
14E	022-1207-1	Fork Guide for E 120 (AR6)		1
14F	022-1388-0	Fork Guide for E 100-110 (AR7)		1
14G	022-1388-1	Fork Guide for E 120 (AR7)		1
15A	020-0114-0	Chain 1/2" 243 Rollers (AR4)	FT.	10.13
15B	020-0114-0	Chain 1/2" 263 Rollers (AR5)	FT.	10.96
15C	020-0114-0	Chain 1/2" 295 Rollers (AR6)	FT.	12.29
15D	020-0114-0	Chain 1/2" 315 Rollers (AR7)	FT.	13.13
16	022-1101-0	Shield		1
17	022-0134-0	Tie Rod		1
18A	022-1406-0	Spacer, Fork - AR4 3" PE Tube		1
18B	022-1406-1	Spacer, Fork - AR5 3" PE Tube		1
18C	022-1406-2	Spacer, Fork - AR5+ 3.3" PE Tube		1
18D	022-1406-3	Spacer, Fork - AR6 3.7" PE Tube		1
18E	022-1406-4	Spacer, Fork - AR7 4.0" PE Tube		1

Levelwind Assembly



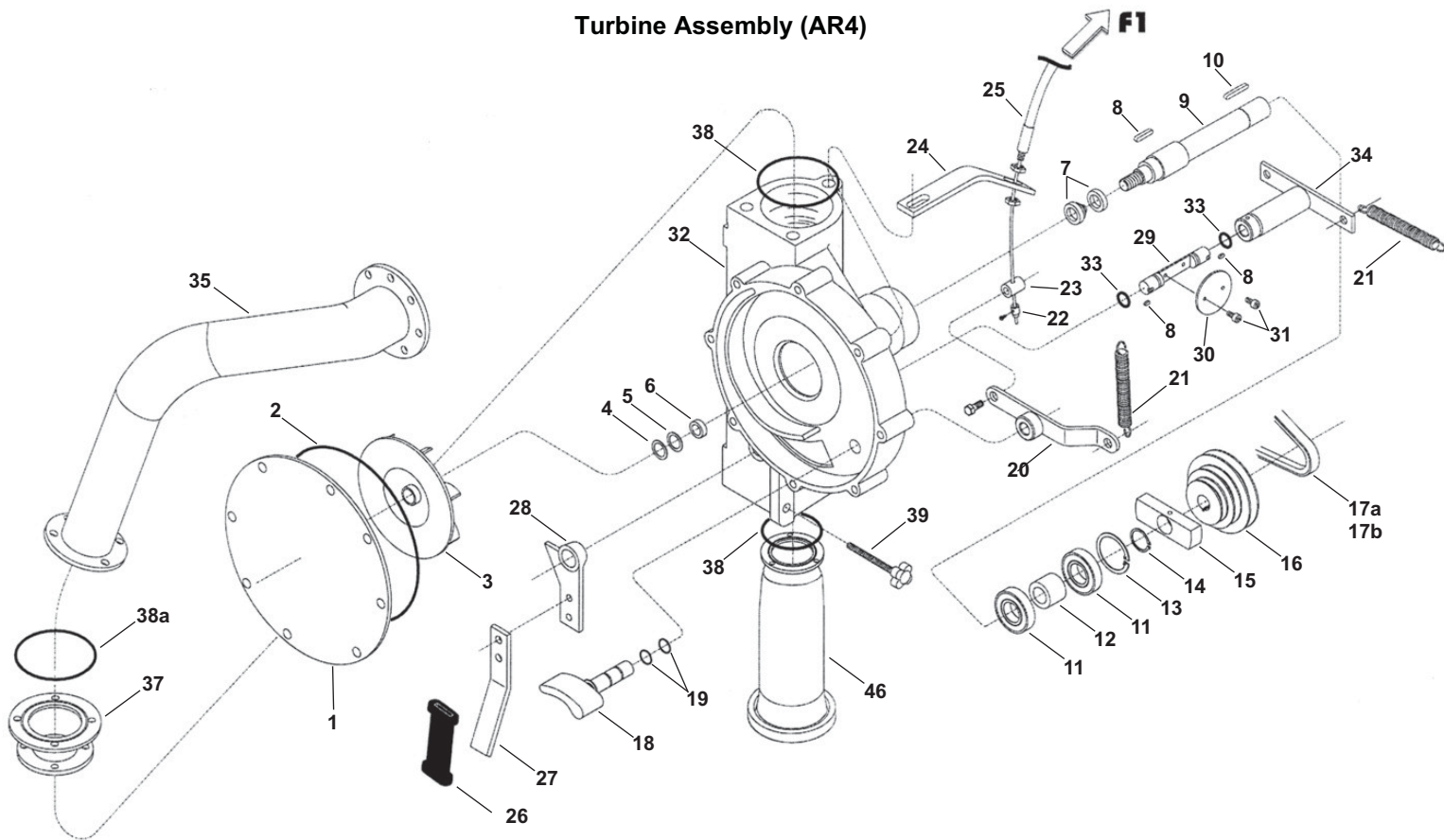
20A	022-1103-0	Shield (AR4)		1
20B	022-1103-1	Shield (AR5)		1
20C	022-1103-2	Shield (AR6)		1
20D	022-1103-3	Shield (AR7)		1
21	022-1104-0	Chain Tightener		1
22	020-0015-2	Set Screw Dog point		1
23	022-0911-0	Roller, Vert.		1

Shut Off Bar Assembly



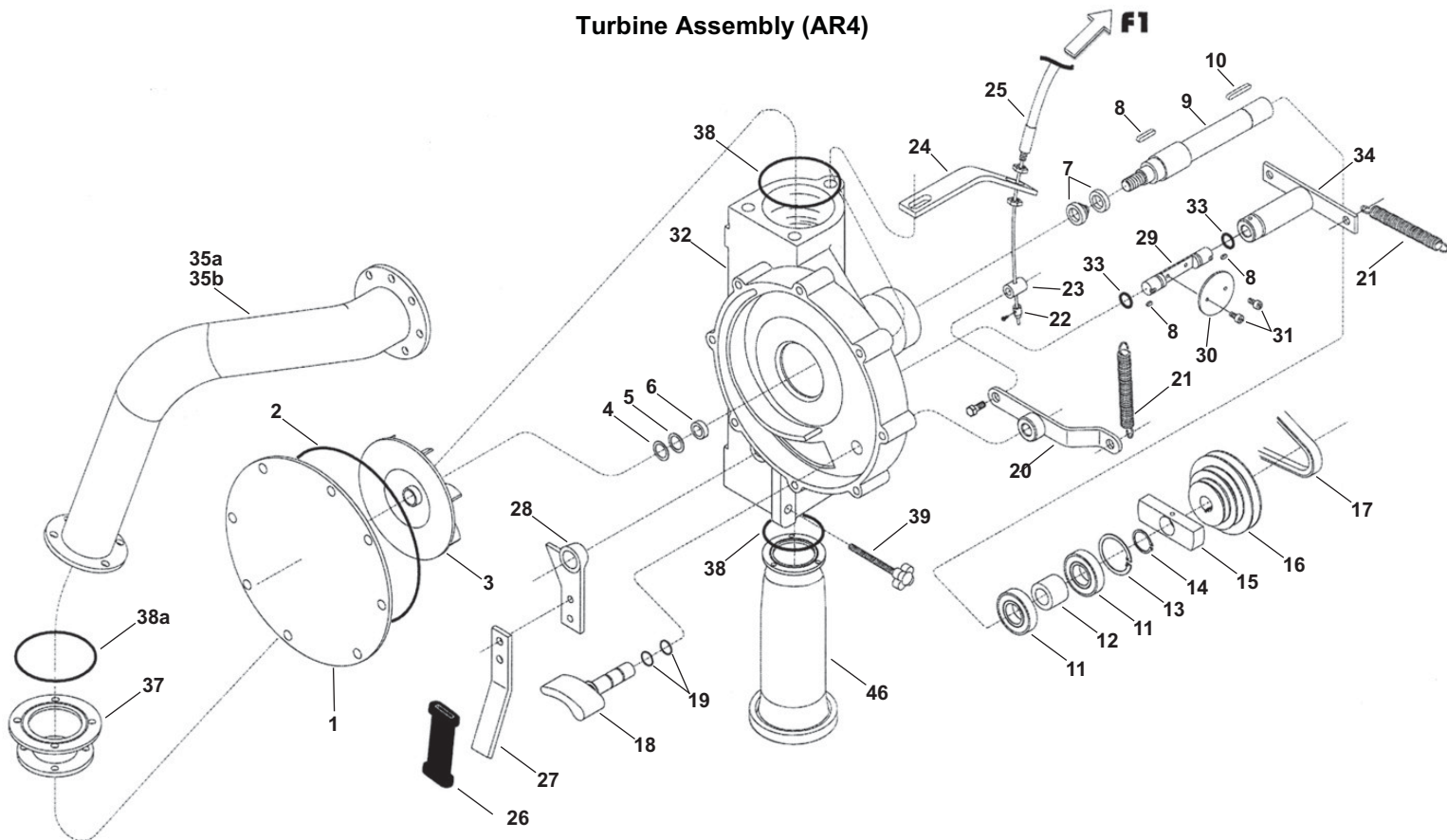
Shut Off Bar Assembly			
No.	Part Number	Description	Qty.
1a	022-1105-0	Shut Off Bar (AR4)	1
1b	022-1167-0	Shut Off Bar (AR5)	1
1c	022-1201-0	Shut Off Bar (AR6)	1
1d	022-1389-0	Shut Off Bar (AR7)	1
2a	022-1106-1	Plug (AR4)	2
2b	022-1106-0	Plug (AR5)	2-3
2c	022-1106-2	Plug (AR6-7)	2
3	020-0016-4	Retainer	1
4	022-0916-0	Spring Dia. 9	1
5a	022-1107-0	Shut Off Extension (AR4)	1
5b	022-1168-0	Shut Off Extension (AR5)	1
5c	022-1202-0	Shut Off Extension (AR6-7)	1
6	022-1108-0	Washer	3
7	022-1109-0	Cable Mt.	1
8a	022-1110-0	Control Cable AR6/AR7 (120")	1
8b	022-1147-0	Control Cable AR4/AR5 (105")	1

Turbine Assembly (AR4)



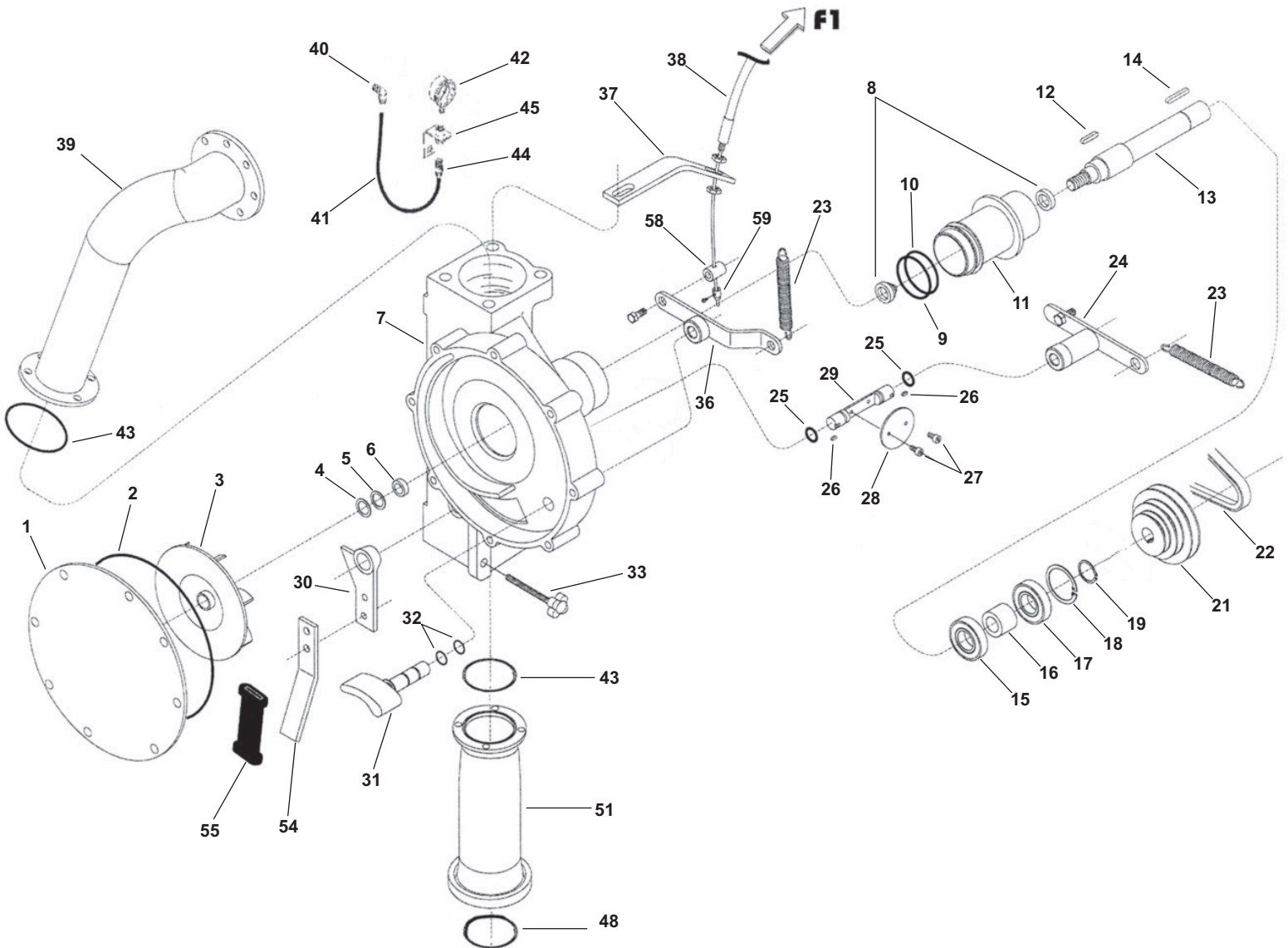
Turbine Assembly			
No.	Part Number	Description	Qty.
1	022-0334-0	Cover	1
2	022-0333-0	O-Ring Dia. 203mm x 3.53	1
3	022-0199-0	Impeller 5.43 OD x .51 Vane Height (AR4)	1
3a	022-0198-0	NUT,SELF LOCKING M14 X1.5 (not shown)	1
4	022-0543-0	Shim., Dia. 16.2 x 23.8 x .25	
5	022-0301-0	Spacer Dia. 20mm	1
6	022-0300-0	Spacer, 16mm x 25mm x 7mm	1
7	022-0545-0	Seal 20 x 6	1
8	022-0337-0	Key 5 x 10	3
9a	022-0326-0	Shaft, Impeller	1
9b	990-7047-0	KIT TURB.BEARING UPGRADE (not shown)	1
10	022-0551-0	Key 6 x 50	1
11	022-0167-0	Bearing 6204 2RS Single Roller (ON SOME HAS ONE AND ONE #11a)	2
11a	022-0167-1	Bearing 5204 2RS Double Roller (NOT AS SHOWN-HAS TWO ROLLER BALLS)	1
12	022-0325-0	Spacer, 25mm x 20mm x 10.2mm (USED IF THERE ARE 2 #11)	1
12a	533-7001-0	Washer, Flat 37mm x20mmx3mm (USED IF THERE IS 1 #11 and 1 #11a)	1
13	022-0324-0	Snap Ring Dia.47	1
14	022-0323-0	Snap Ring Dia. 20	1
15	022-0977-0	Command Plate Sensor	1
16	022-0592-0	Pulley, Three Step 53mm x 75mm x 100mm	1
17a	584-0876-1	Belt A69 (AR4, Comer gearbox)	1
17b	502-0176-0	Belt A54 (AR4, Bima gearbox)	
18	022-0332-0	Regulator Flap with Pin	1
19	022-0331-0	O-Ring, Dia. 8.73 x 1.78	2

Turbine Assembly (AR4)



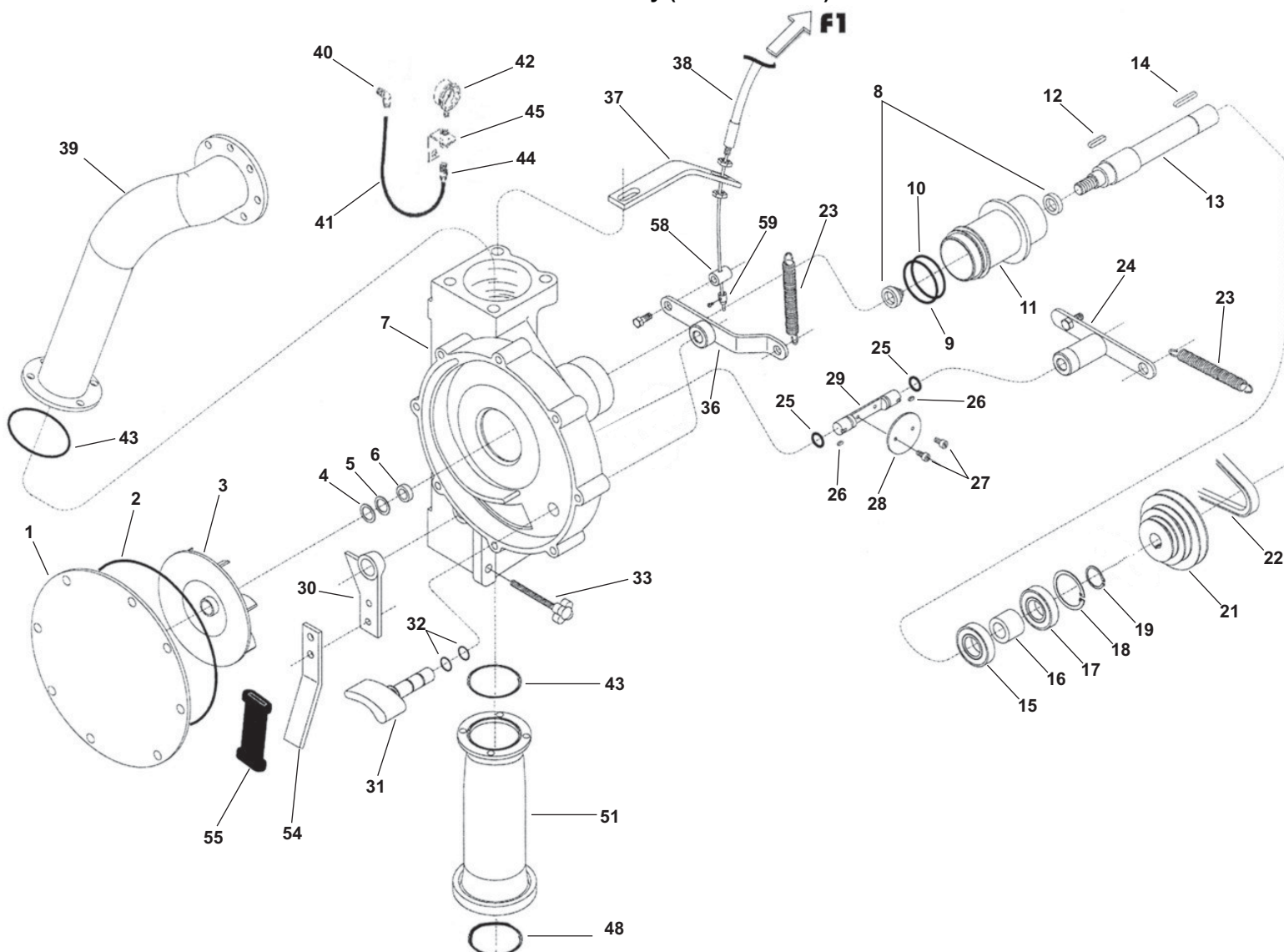
20	022-1143-0	Control Lever Flap		1
21	022-1423-0	By-Pass Spring		1-2
22		Standard Cable Crimp End		1
23	022-1145-0	Attachment		1
24	022-1146-0	Cable Mount		1
25	022-1147-0	Cable		1
26	022-0414-0	Grip		1
27	022-0557-0	Plate, Lever		1
28	022-0558-1	Lever		1
29	022-0307-1	Pin		1
30	022-0340-0	By-Pass Disc		1
31	022-0305-0	Screw 6 x 16 Inox		2
32	022-0302-0	Turbine Body		1
33	022-0306-0	O-Ring, Dia. 10.77 x 2.62		2
34	022-1148-0	By-Pass Lever		1
35a	022-1115-0	Upper Elbow (Comer Gearbox)		1
35b	022-1115-1	Upper Elbow (Bima Gearbox)		1
37	022-1114-0	Elbow Adapter		1
38	022-0303-0	O-Ring, Dia. 71.54 x 3.53		2
38a	022-0484-0	O-Ring Dia. 104mm OD x 3.53 mm CS		1
39	022-0391-0	Hand Wheel		1
46	022-0308-0	FITTING, ENTRY - 10/50 TURBINE		1

Turbine Assembly (AR5-AR6-AR7)



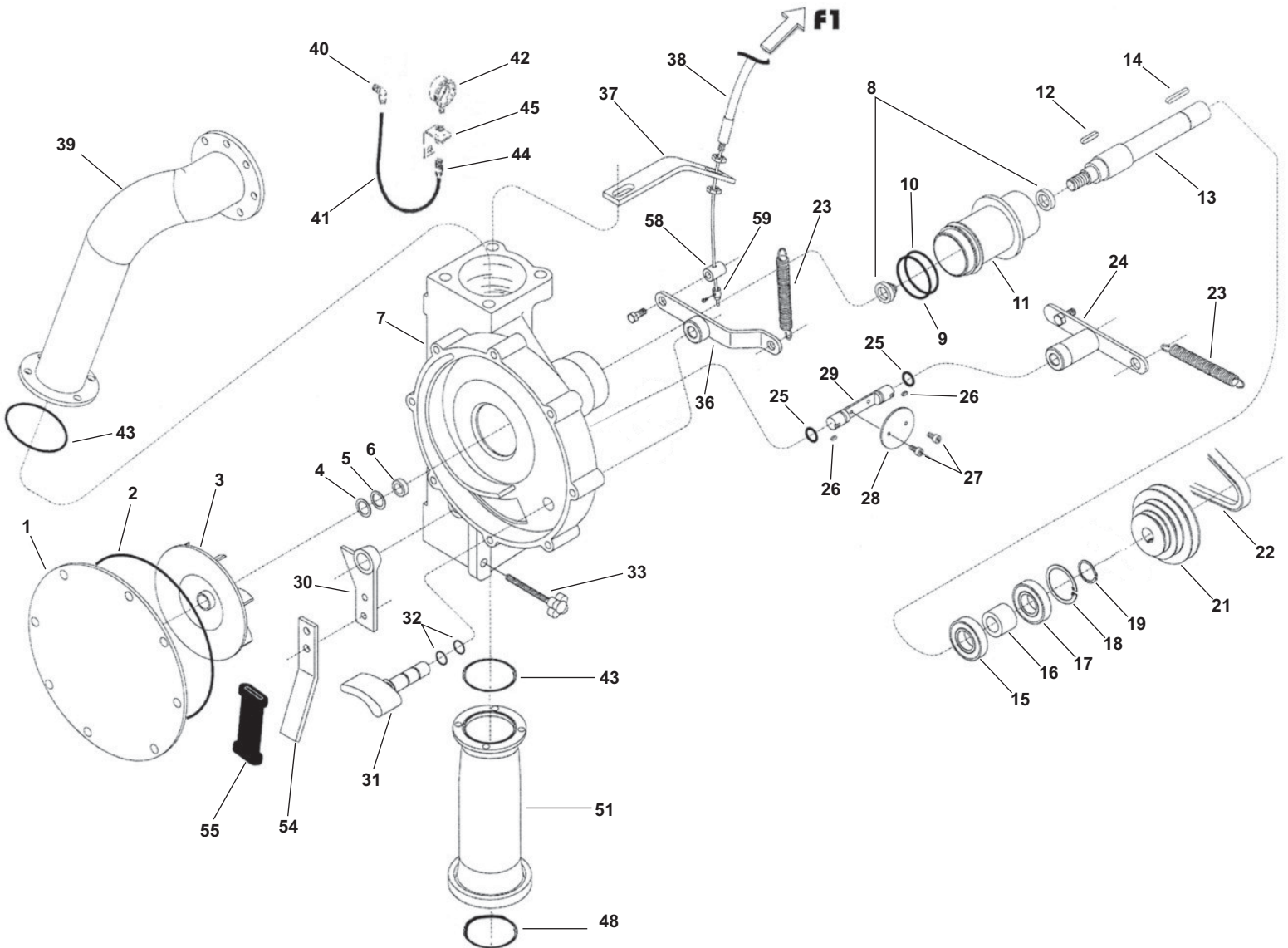
Turbine Assembly			
No.	Part Number	Description	Qty.
1	022-0834-0	Cover (AR5-6-7)	1
2	022-0572-0	O-Ring Dia. i286mm x 3.53 (AR5-6-7)	1
3	022-0199-3	Impeller 6.77 OD x .87 Vane Height (AR5-6-7)	1
3a	022-0198-0	NUT,SELF LOCKING M14 X1.5 (not shown)	1
4	022-0543-0	Shim. Mylar, Dia. 16.2mm x 23.8mm x .25mm	6+
5	022-0300-2	Spacer Dia. 25mm x 16mm x 15.5mm	1
6	022-0544-0	Spacer, 20mm x 25mm x 5mm	1
7	022-0302-1	Turbine Body 25/120 (AR5-6-7)	1
8	022-0545-0	Seal 20 x 6	1
9	022-0546-0	O-Ring	1
10	022-0546-1	O-Ring 2.36 ID X .103 C/S	1
11a	022-0548-0	Turbine Hub	1
11b	990-7030-0	KIT, RUNNER OVERHAUL - 25/120, (contains #8 through # 19)	1
12	022-0337-0	Key 5 x 10	3
13	022-0550-0	Shaft, Impeller (AR5-6-7)	1
14	022-0551-0	Key 6 x 50	1
15	022-0167-0	Bearing 6204 2RS	1

Turbine Assembly (AR5-AR6-AR7)



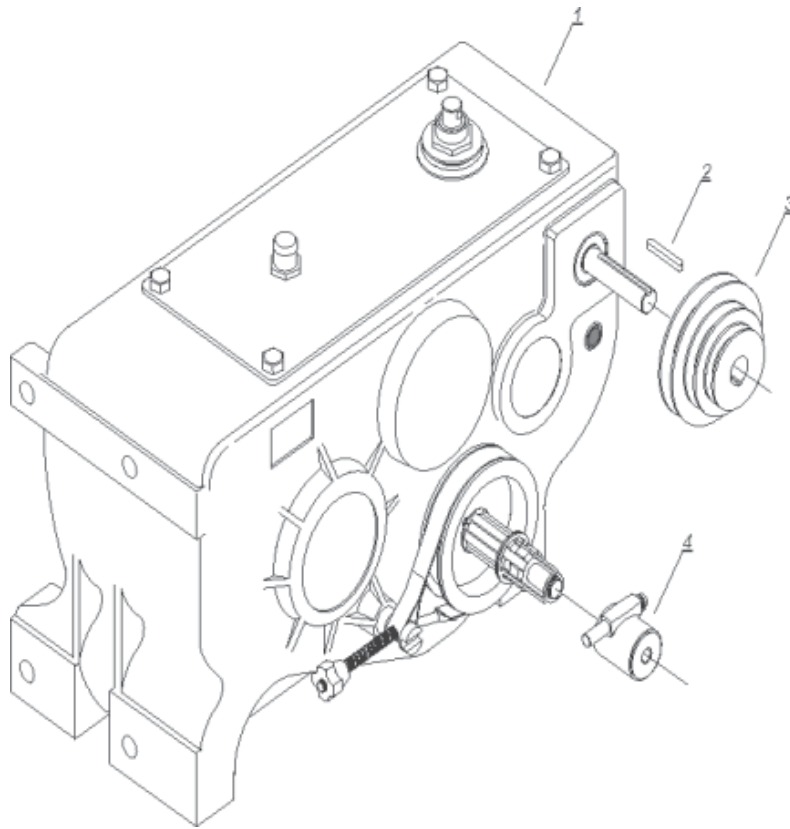
16	022-0552-1	Spacer 1.795 Long		1
17	022-0167-1	Bearing 5204 2RS		1
18	022-0324-0	Stop Ring		1
19	022-0323-0	Stop Ring		1
21	022-0592-0	Pilly, 100mm, 75mm, 53mm 3 Step		1
22a	022-1171-0	Belt, A70 (AR5/5+, Comer gearbox)		1
22b	022-1211-0	Belt, A71 (AR6, Comer gearbox)		1
22c	022-0555-3	Belt, A73 (AR7, Comer gearbox)		1
22d	584-0116-1	Belt, A57 (AR5/5+/6, Bima Gearbox)		1
22e	502-0176-1	Belt, A60 (AR7, Bima Gearbox)		1
23	022-0746-0	Spring		1
24	022-1377-0	By-Pass Lever		2
25	022-0559-0	O-Ring 120 x 15.54 x 2.62		2
26	022-0319-0	Key, 6mm x 6mm x 12mm		2
27		Allen head Cap Screw 6mm x 16mm		2
28	022-0562-0	By-Pass Disc		1
29	022-0563-1	By-Pass Shaft		1
30	022-0558-0	Lever		1
31	022-0566-0	Regulator Flap with Pin		1
32	022-0331-0	O-Ring, Dia. 8.73 x 1.78		2

Turbine Assembly (AR5-AR6-AR7)



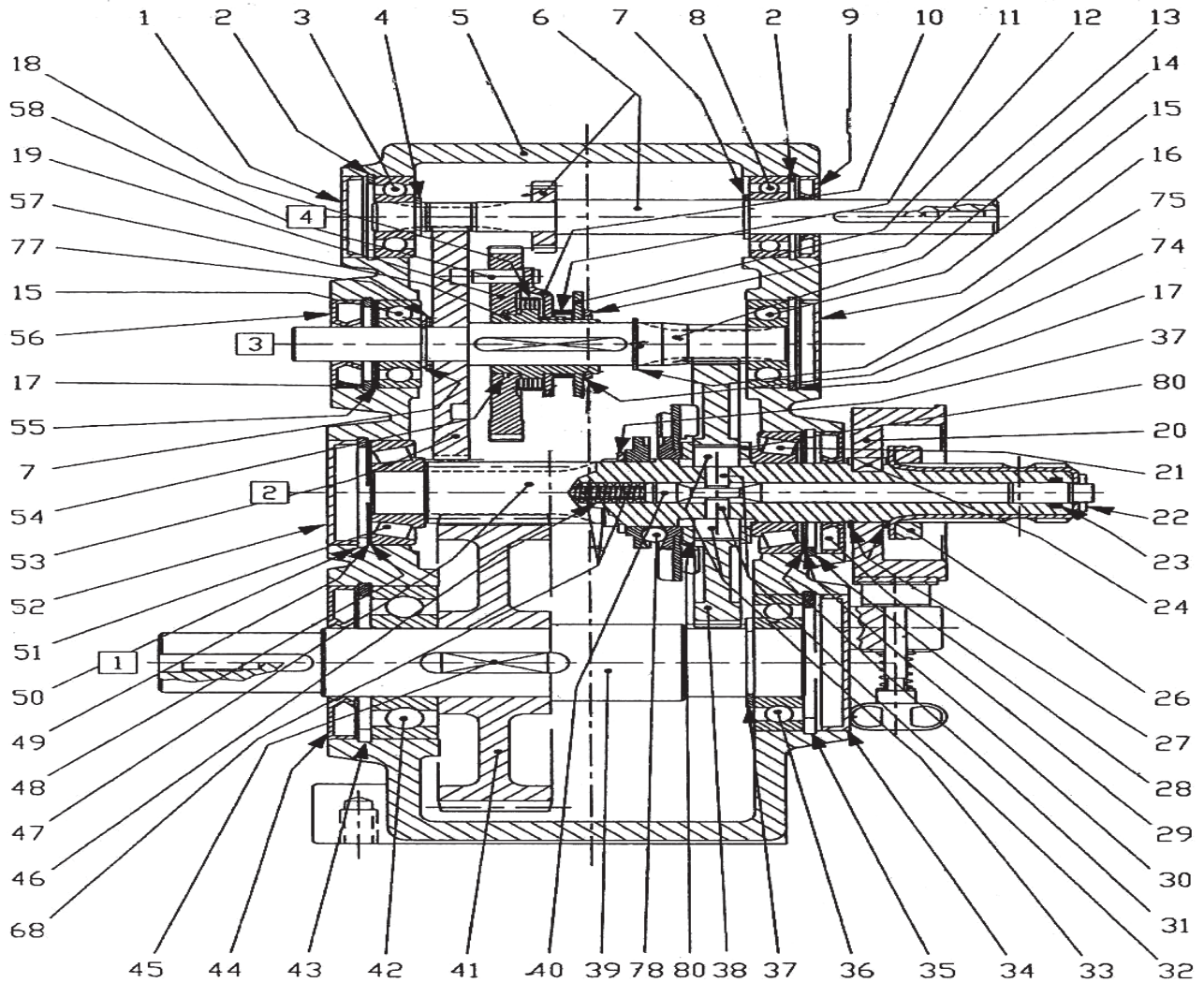
33	022-0391-0	Hand Wheel		1
36	022-1143-0	Flap Lever Control		1
37	022-1146-0	Cable Mount		1
38a	022-1110-0	Cable, Control AR7 (120")		1
38b	022-1147-0	Cable, Control AR 4/5/6 (105")		1
39a	022-1184-0	Elbow (AR5)		1
39b	022-1210-0	Elbow (AR6-7)		1
40	525-4915-2	Ftg, TB 90Deg. 1/4"MNPT x 5/16" Tube		1
41	252-4939-2	Tube, Synflex 5/16"	Ft.	2
42	586-0675-0	Gauge, Press 0-300		1
43	022-0484-0	O-Ring		2
44	525-4915-4	Ftg, TB Straight 1/4" MNPT x 5/16" Tube		1
45	599-0148-0	Gauge Mount		1
48	588-0023-3	O-Ring		1
51	022-0483-0	Lower Feeder Elbow		1
54	022-0557-0	By-Pass Lever		1
55	022-0154-0	Grip		1
58	022-1145-0	Cable Attachment		1
59		Standard Cable Crimp End		1

Comer Gearbox Assembly



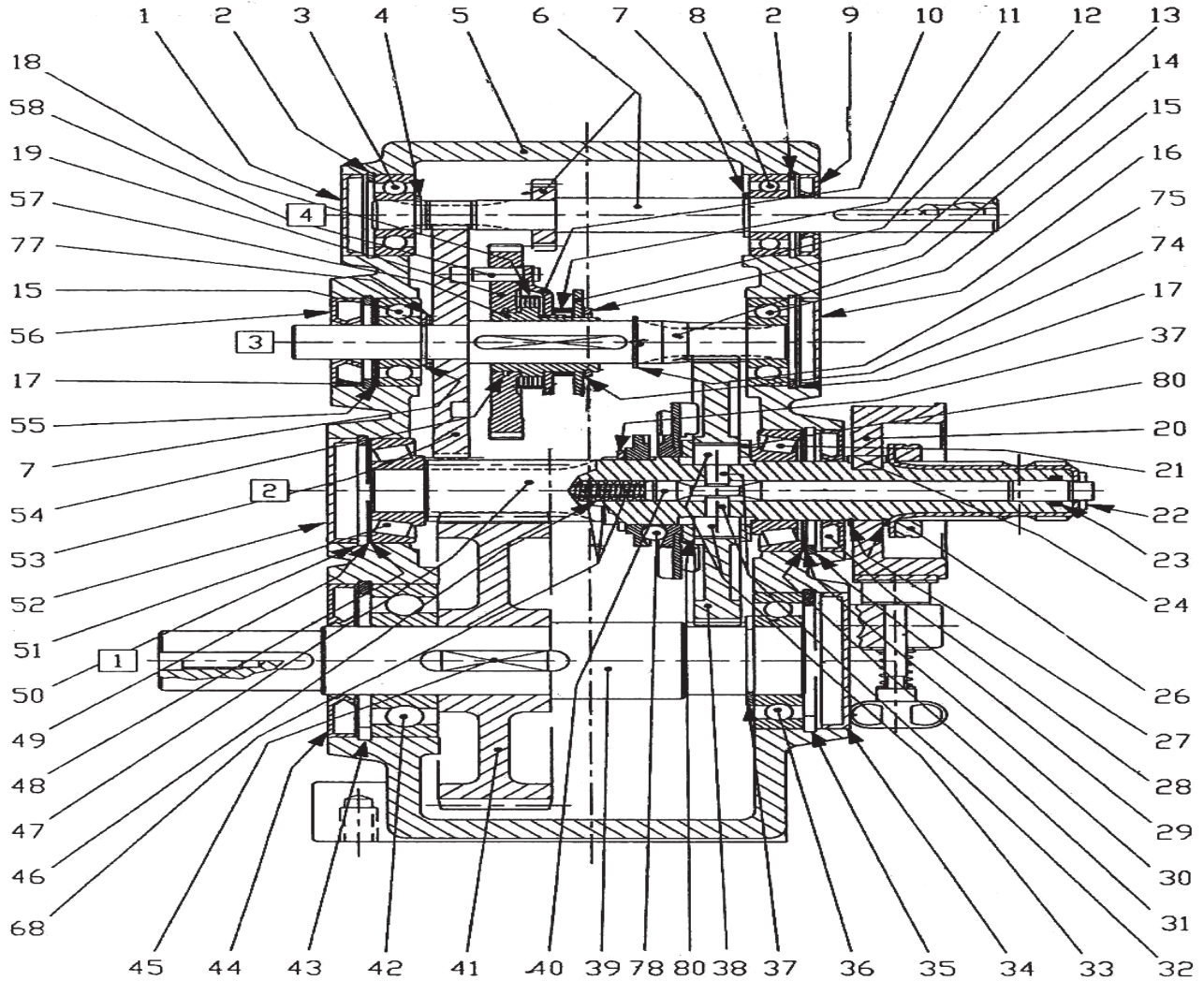
Comer Assembly			
No.	Part Number	Description	Qty.
1	022-1111-0	Gearbox	1
2	022-0551-0	Key 6mm x 50mm	1
3	022-0593-0	Pulley, Three Step 100mm, 125mm, 147mm	1
4	022-1112-0	Universal Clutch Joint	1

Comer Gearbox Assembly



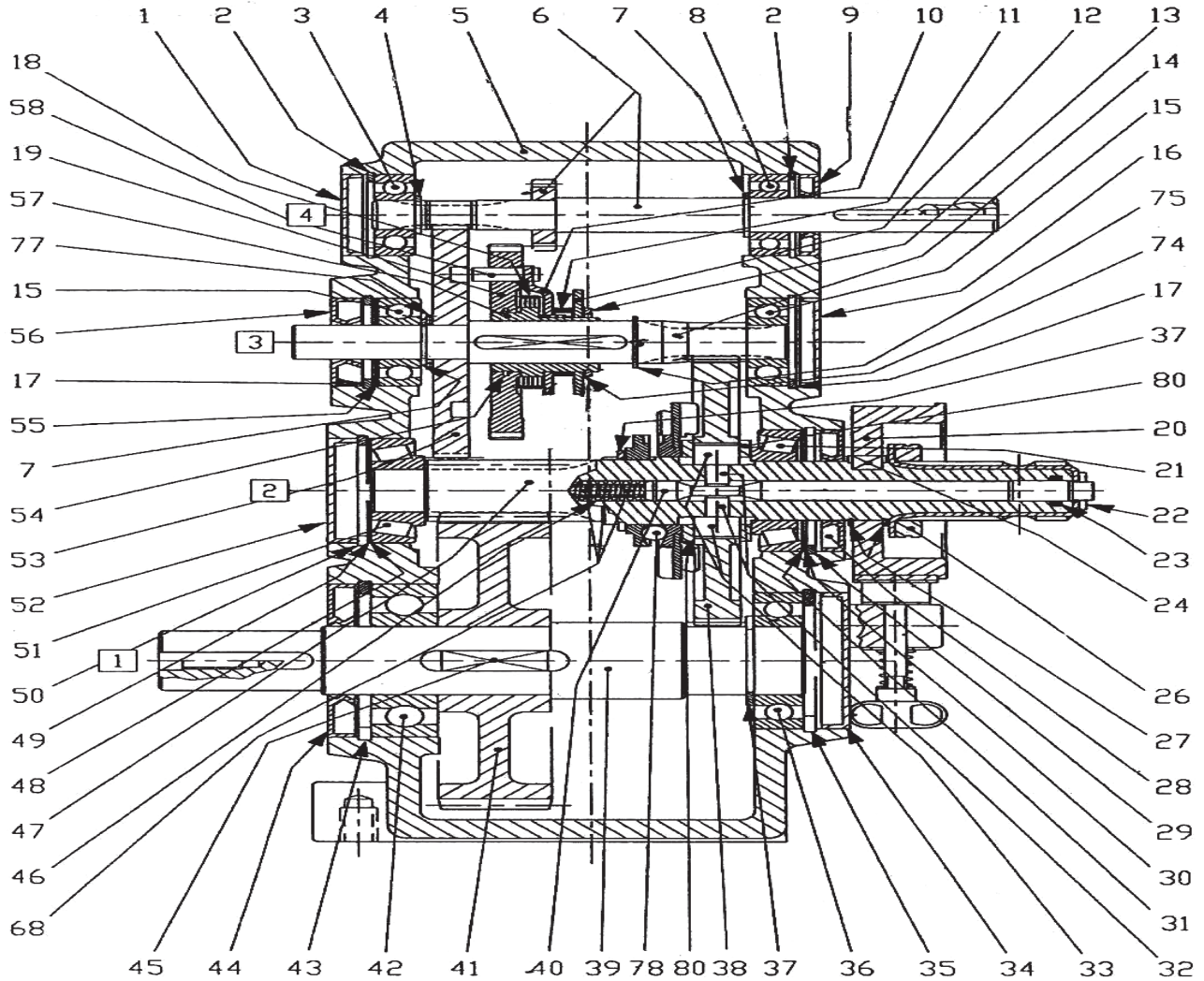
Comer Assembly				
No.	Part Number	Description	Qty.	
1	022-1701-0	Plug, 47 x 7	1	
2	022-1702-0	Snap Ring	2	
3	022-1703-0	Bearing 6303	1	
4	022-1704-0	Shim	1	
5	022-1705-0	Housing	1	
6	022-1706-0	Shaft with Gear	1	
7	022-1707-0	Shim	1	
8	022-1708-0	Bearing 6204	1	
9	022-1709-0	Seal	1	
10	022-1710-0	Spring Assm.	1	
11	022-1711-0	Shifter, Guide	1	
12	022-1712-0	Sicrononizer	1	
13	022-1713-0	Shim	1	
14	022-1714-0	Shaft	1	
15	040-3504-2	Bearing, 6304	2	
16	022-1716-0	Plug, 52 x 7	1	
17	022-1717-0	Shim	2	
18	022-1718-0	Sicrononizer	1	
19	022-1719-0	Gear z58m2	1	

Comer Gearbox Assembly



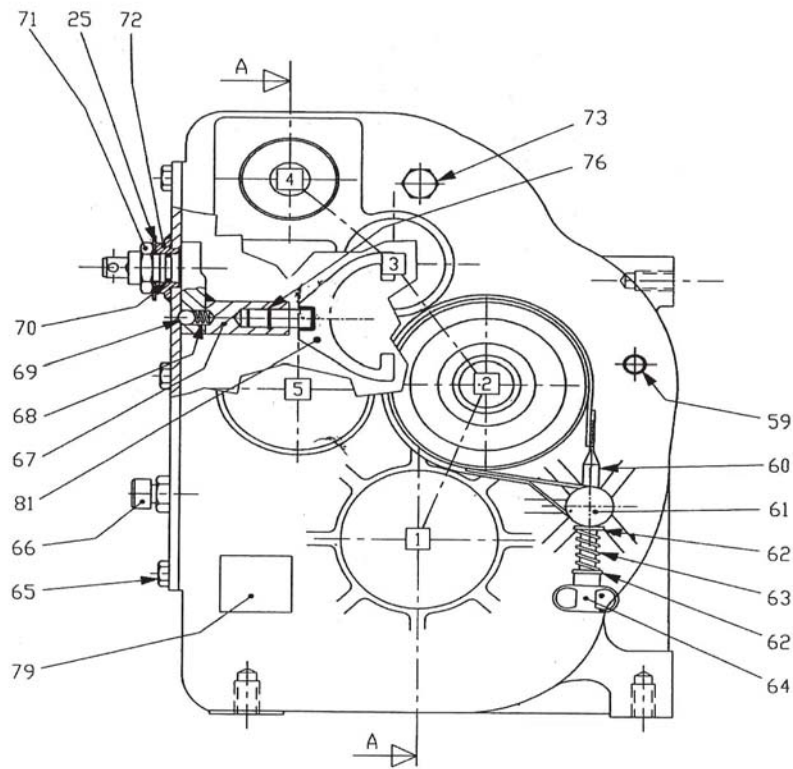
20	022-1720-0	Brake Hub		1
21	022-1721-0	Bearing, 30307		1
22	022-1722-0	Roll Pin 3 x 18		1
23	022-1723-0	O-Ring or115		1
24	022-1724-0	Seal, 10 x 08 x 10		1
25	022-1725-0	Shim		1
26	022-1726-0	Clutch Cap		1
27	022-1727-0	Shim		2
28	022-1728-0	Seal 35 x 72 x 8		1
29	022-1729-0	Shim		1
30	022-1730-0	Shim 60.3 x 71.7 x		1
31	022-1731-0	Shim 60.3 x 71 x .5		1
32	022-1732-0			2
33	022-1733-0			2
34	022-1734-0	Seal 80 x 10		1
35	022-1735-0	Shim		1
36	022-1736-0	Bearing 6208		1
37	022-1737-0	Shim		2
38	022-1738-0	Gear 2B9M1.75		1
39	022-1739-0	Shaft 35mm		1
40	022-1740-0			1
41	022-1741-0	Gear z62 m2.75		1

Comer Gearbox Assembly



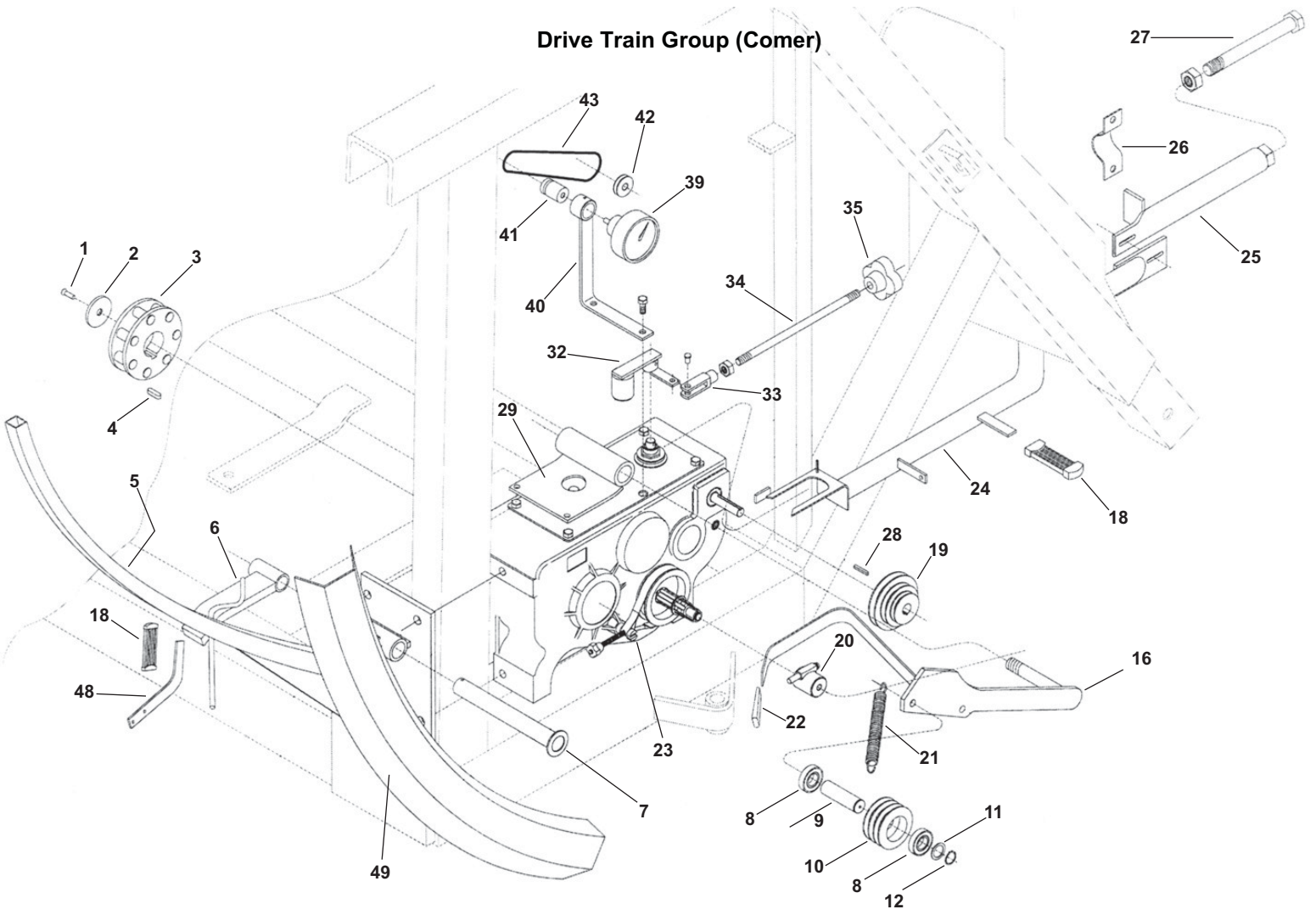
42	040-3504-0	Bearing, 6308		1
43	022-1743-0	Shim		1
44	022-1744-0	Seal 40 x 90 x 8		1
45	022-1745-0	Key 12mm x 8mm x 35mm		1
46	022-1746-0	Spring		1
47	022-1747-0	Shaft, PTO		1
48	022-1748-0	Shim 55.3 x 61.7 x .5		1
49	022-1749-0	Shim 55.3 x 61.7		1
50	022-1750-0			1
51	022-1751-0	Bearing 30305		1
52	022-1752-0	Plug 62 x 10		1
53	022-1753-0	Gear z109 m 1.25		1
54	022-1754-0			1
55	022-1755-0	Shim 40.3 x 51.5		2
56	022-1756-0	Seal 20 x 52 x 10		1
57	022-1757-0	Hub		1
58	022-1758-0	Pin 8 x 22		1

Comer Gearbox Assembly



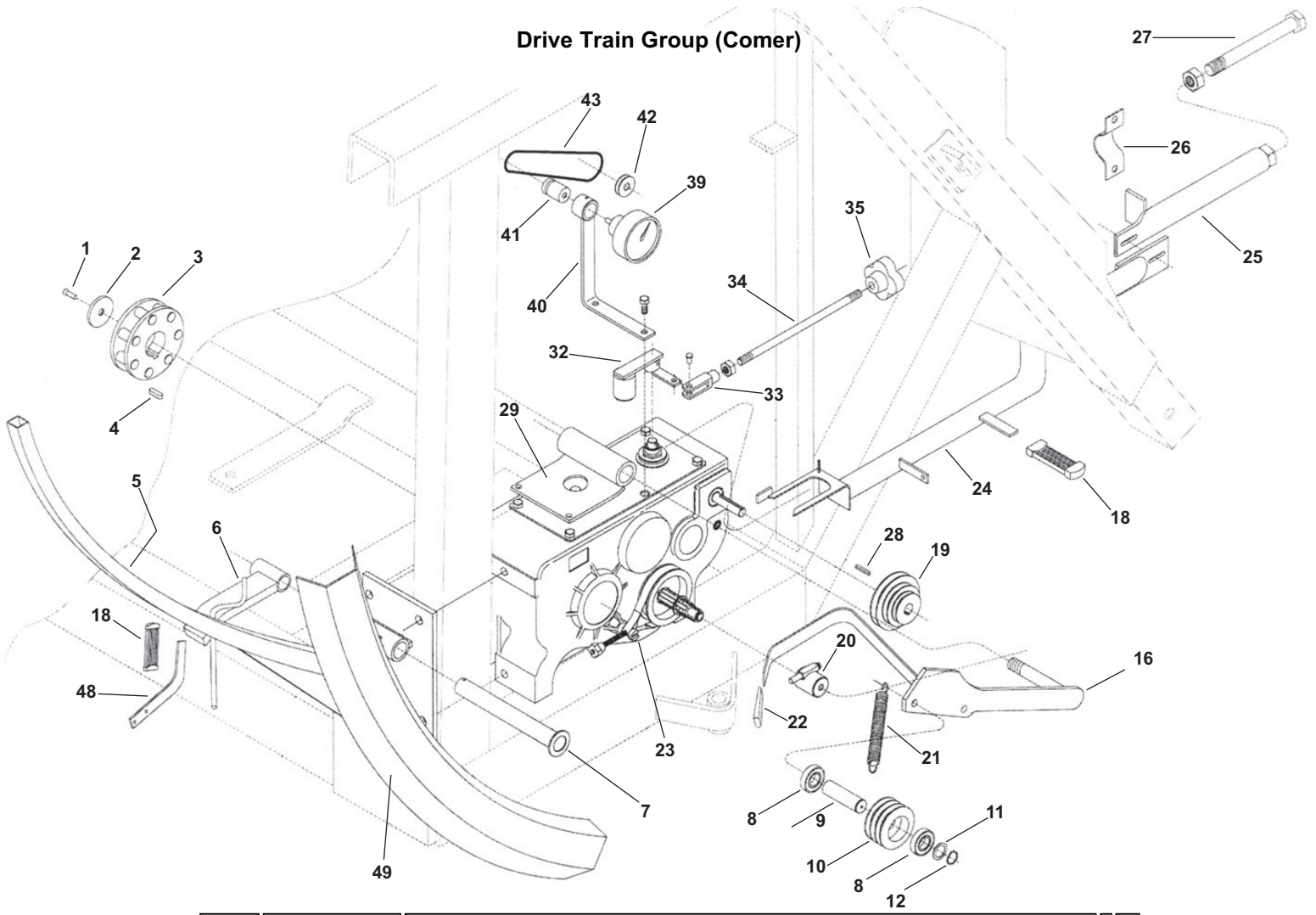
59	022-1759-0	Plug		1
60	022-1762-0	BAND, BRAKE - COMER GEARBOX		1
61	022-1761-0	Plug		1
62	022-1760-0	WASHER, FLAT 8MM X 16MM X 1.6MM T		2
63	022-1763-0	Brake Swivel		1
64	022-1764-0	Knob, 8mm		1
65	022-1765-0	Bolt		6
66	022-1766-0	Plug Breather		1
67	022-1767-0	Shaft		1
68	022-1768-0	Spring		4
69	022-1769-0	Ball		1
70	022-1770-0	O-Ring 3062		1
71	022-1771-0	Nut, 20-1.5P		1
72	022-1772-0	Bushing		1
73	022-1773-0	Sight Glass		1
74	022-1774-0	Shim, 35.5 x 41.7		1
75	022-1775-0	Shim		1
76	022-1776-0	Snap Ring RB12		1
77	022-1777-0	Housing		3
78	022-1778-0			1
79	022-1779-0	Housing		1
80	022-1780-0	Seal 60 x 4		2
81	022-1781-0	Fork Shifter		1

Drive Train Group (Comer)



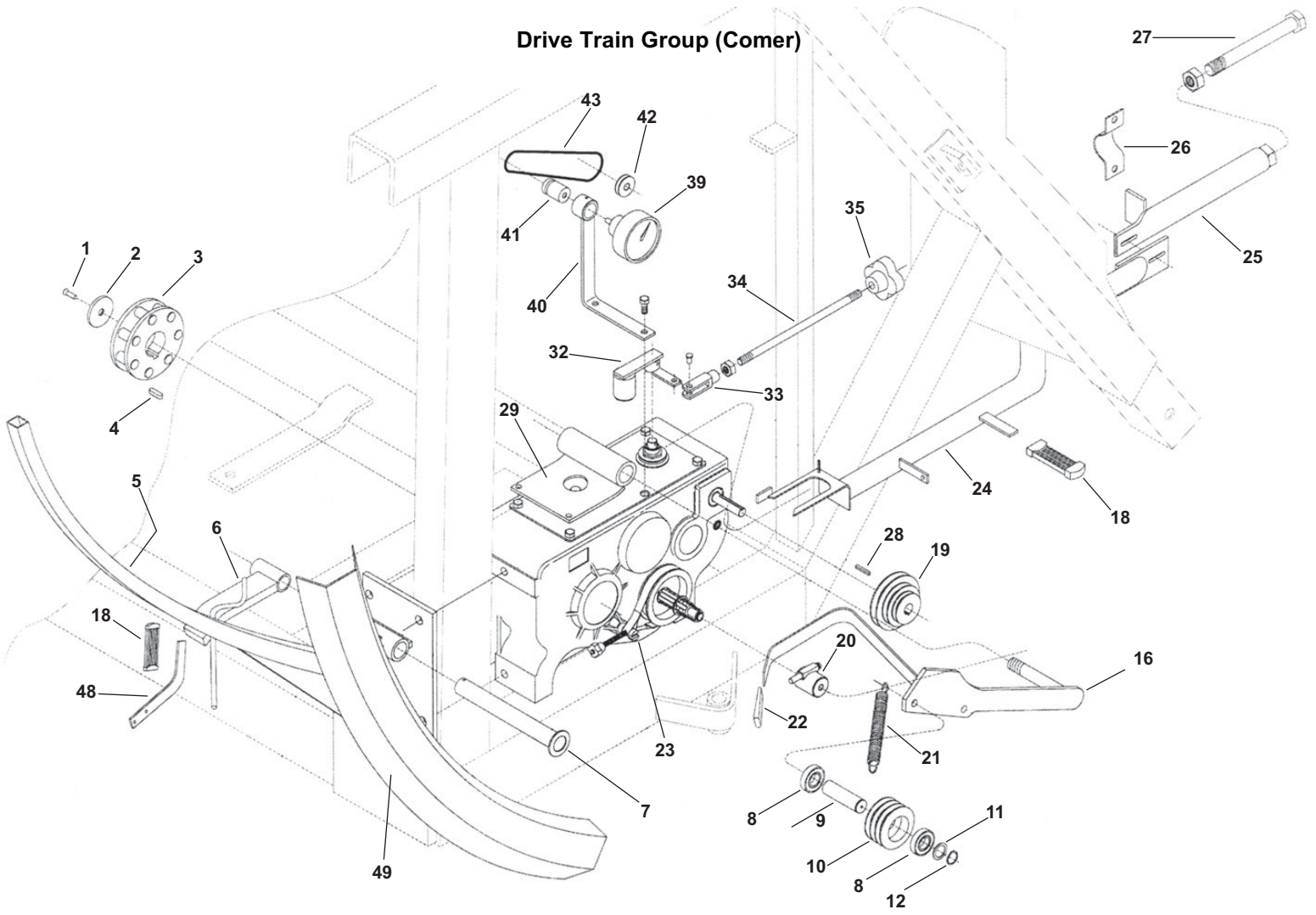
Drive Train Group			
No.	Part Number	Description	Qty.
1	550-7011-0	Screw 10mm x 25mm Allen Flat Head	1
2	022-0359-0	Washer, Special 12 x 48 x 3	1
3a	022-1116-0	Pinion Z7 (AR4)	1
3b	022-1116-1	Pinion Z7 (AR5)	1
3c	022-1116-2	Pinion Z7 (AR6)	1
3d	022-1116-3	Pinion Z7 (AR7)	1
4	022-0351-0	Key 10mm x 8mm x 30mm	1
5a	022-1117-0	Gearbox Plate (AR4-5)	1
5b	022-1117-1	Gearbox Plate (AR6-7)	1
6a	022-1118-0	Anti-Return Pawl	1
6b	501-0365-2	Pawl, Engine Drive (Not Shown) (AR4-5)	1
6c	501-0547-1	Pawl, Engine Drive (Not Shown) (AR6-7)	1
7	022-0371-0	Anti-Return Pawl Shaft	1
8	022-0344-0	Bearing, 6005 2RS	2
9	022-0653-0	Pin	1
10	022-0654-0	Pulley, Belt Idler 3 Groove	1
11	022-0703-0	Spacer 1mm x 25mm x 35mm	1
12	022-0342-0	Snap Ring E25	1
16	022-1122-0	Tightener Lever	1
17	022-0479-0	Crank (Not Shown)	1

Drive Train Group (Comer)

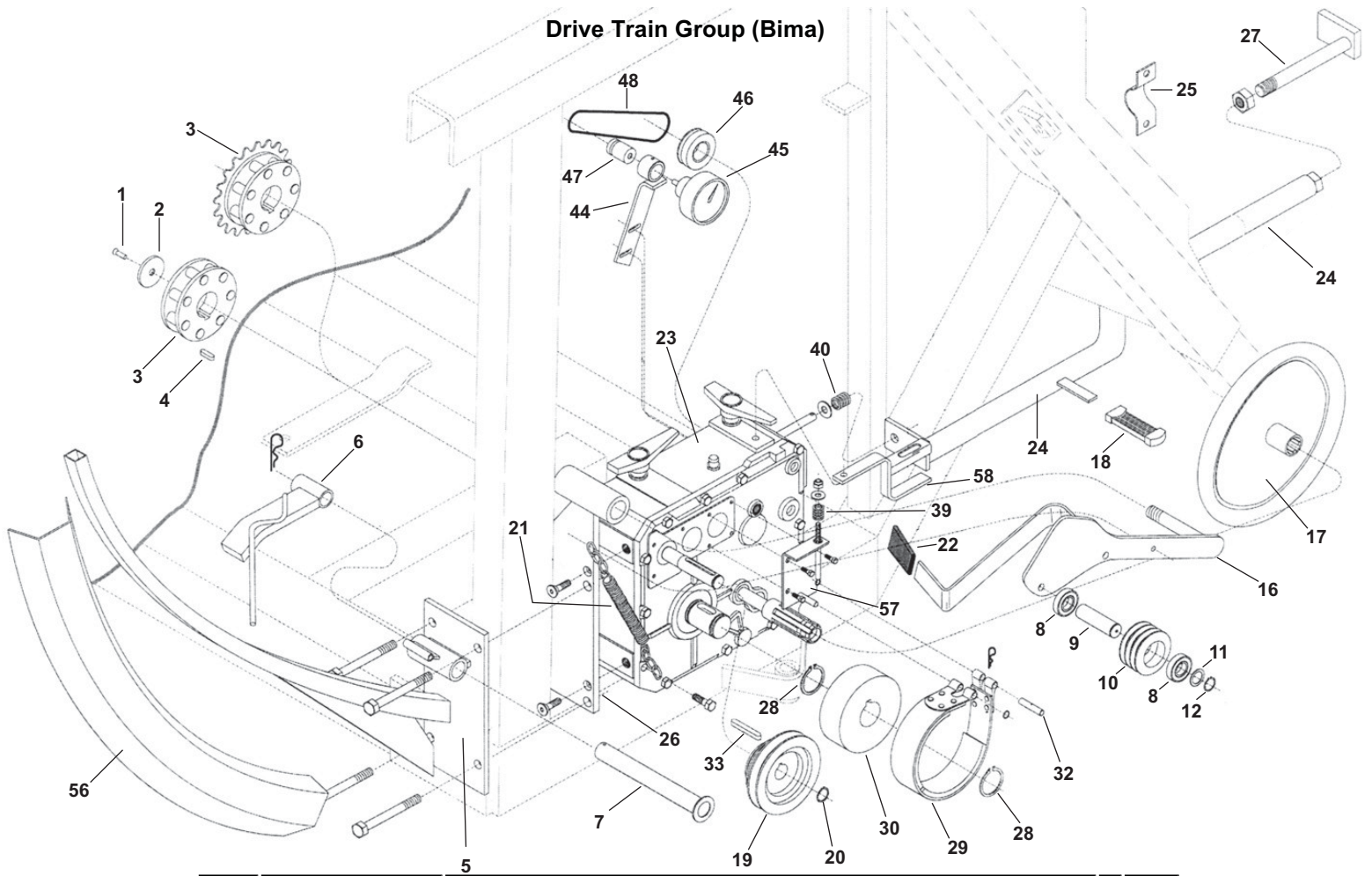


18	022-0154-0	Grip	1
19a	022-0593-0	Pulley, 100, 125, 147mm (369,999- all)	1
19b	022-0592-0	Pulley, 100,75,53mm (370,000+ engine drive)	1
20	022-1112-0	Universal Clutch Joint	1
21	022-0746-0	Spring	1
22	022-1125-0	Grip	1
23	022-1126-0	Gearbox D-853	1
24a	022-1127-0	Stop Rod, Long part (AR4-5-6)	1
24b	022-1127-1	Stop Rod, Long part (AR7)	1
25a	022-1128-0	Stop Rod, Little Part (AR4-5)	1
25b	022-1209-0	Stop Rod, Little part (AR6-7)	1
26	020-0016-4	Retainer	1
27		Screw 16mm x 60mm	1
28	022-0551-0	Key 6mm x 50mm	1
29	022-1130-0	Tightener Lever Mt.	1
32	022-1132-0	Stop Lever	1
33	022-0933-0	Clevis M10 x 40	1
34	022-0935-0	Speed Rod	1
35	022-0391-0	Grip	1
39	022-0120-0	Tachometer	1

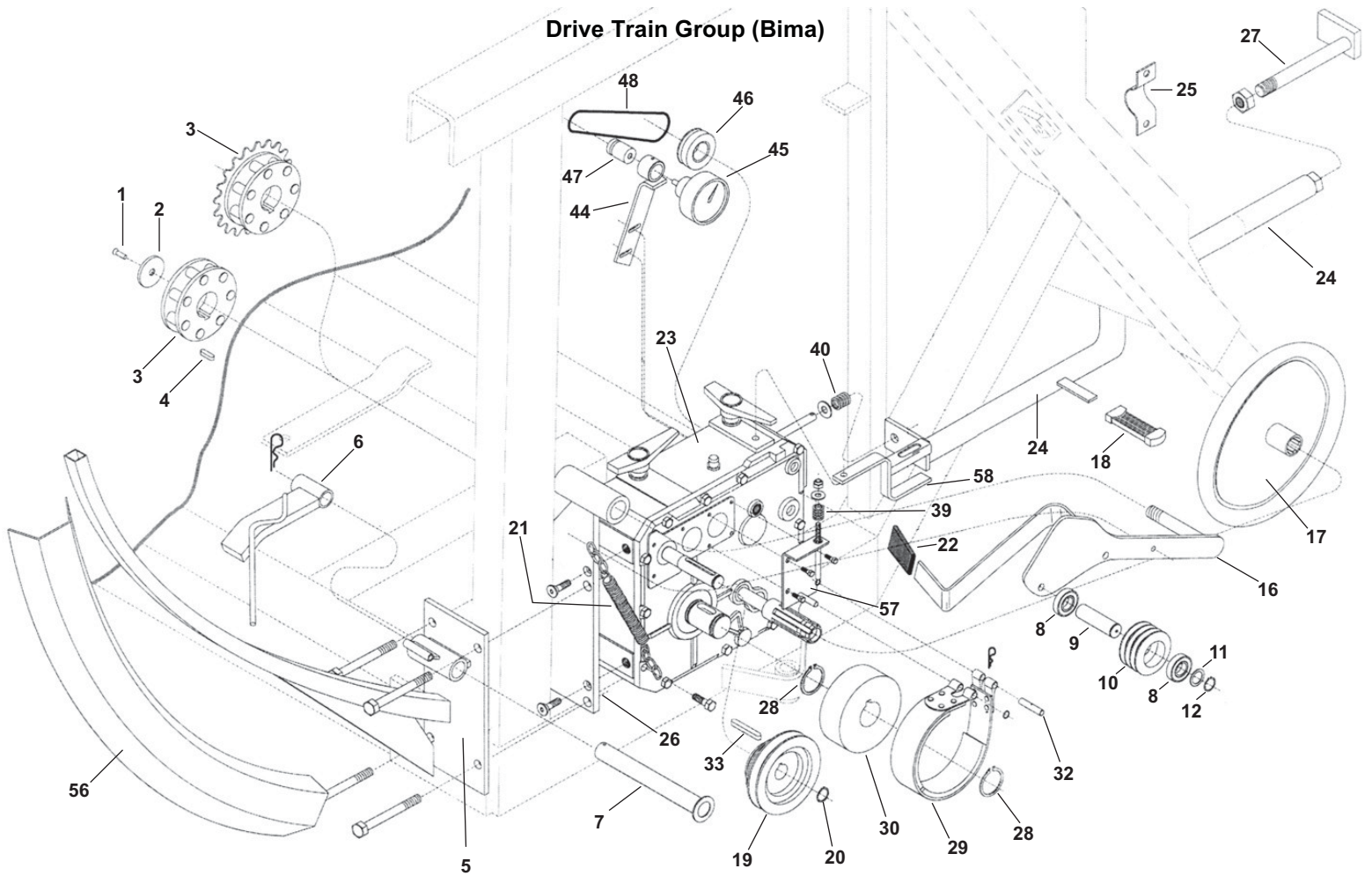
Drive Train Group (Comer)



40	022-1136-0	Tach. Mt	1
41	594-0441-1	Pulley, Tach .966	1
42a	022-1392-0	Tach. Pulley (AR4)	1
42b	022-1392-1	Tach. Pulley (AR5-6)	1
42c	022-1392-2	Tach. Pulley (AR7)	1
43	022-0366-1	Belt, Tach 3.55mm x 590mm	1
44	022-1138-0	Battery Mt.	1
48	022-1142-0	Distributor Lever	1
49a	022-1391-0	Guard (AR4-5-6) (Not Shown)	1
49b	022-1391-1	Guard (AR7) Not Shown	1

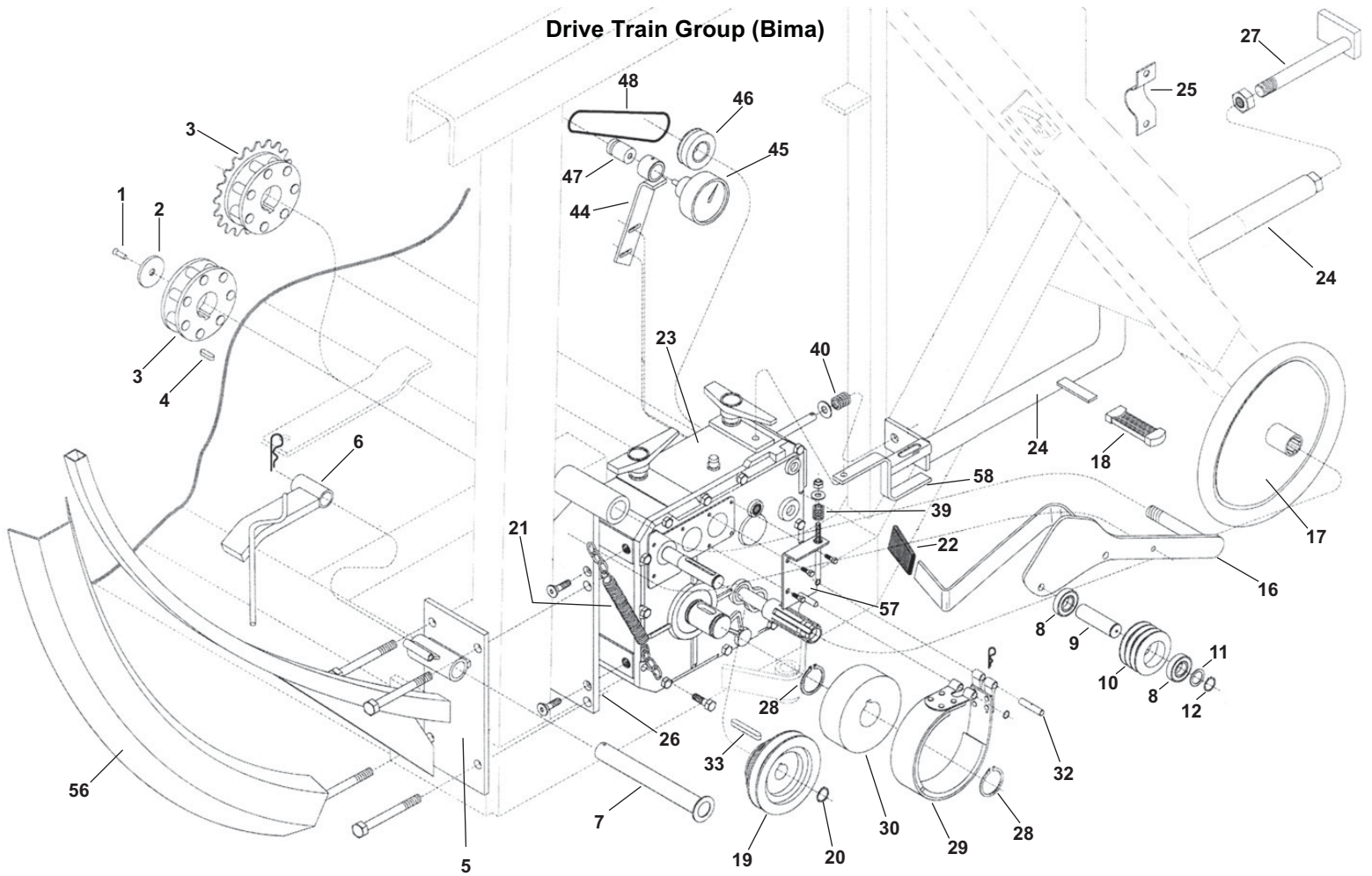


Drive Train Group (Bima)			
No.	Part Number	Description	Qty.
1	550-7011-2	Screw 10mm x 35mm Allen Flat Head	1
2	022-0359-0	Washer, Special 12 x 48 x 3	1
3a	022-1116-0	Pinion Z7 (AR4)	1
3b	022-1116-1	Pinion Z7 (AR5)	1
3c	022-1116-2	Pinion Z7 (AR6)	1
3d	022-1116-3	Pinion Z7 (AR7) (Comer)	1
4	022-1597-0	Key 10mm x 8mm x 50mm	1
5a	022-1117-0	Gearbox Plate (AR4-5)	1
5b	022-1117-1	Gearbox Plate (AR6-7)	1
6a	022-1118-0	Anti-Return Pawl	1
6b	501-0365-2	Pawl, Engine Drive (Not Shown) (AR4-5)	1
6c	501-0547-1	Pawl, Engine Drive (Not Shown) (AR6-7)	1
7	022-1118-1	Anti-Return Pawl Shaft	1
8	022-0344-0	Bearing, 6005 2RS	2
9	022-0653-0	Pin	1
10	022-0654-0	Pulley, Belt Idler 3 Groove	1
11	022-0703-0	Spacer 1mm x 25mm x 35mm	1
12	022-0342-0	Snap Ring E25	1
16	022-1122-1	Tightener Lever	1
17	502-0005-0	Wheel, Manual Tube Wind	1
18	022-0154-0	Grip	1
19	022-0593-0	Pulley, 100, 125, 147mm (369,999- all) w/set screw	1
20	022-0168-0	Snap Ring E20	1



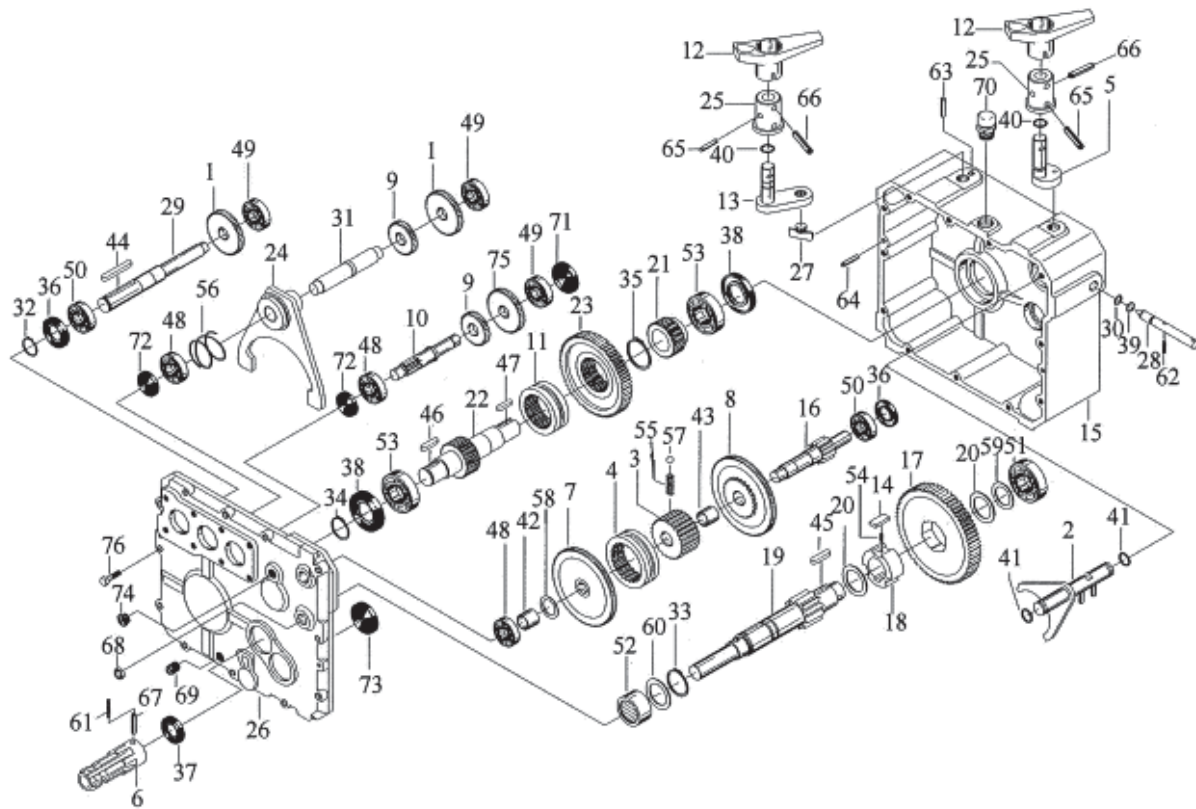
21	022-0746-0	Tightener Spring		1
22	022-1125-0	Grip		1
23a	502-0190-1	Gearbox B600 (Bima)		1
24a	022-1127-5	Stop Rod, Long part (AR4-5)		1
24b	022-1127-6	Stop Rod, Long part (AR6-7)		1
25	020-0016-4	Retainer		1
26	022-1439-0	Plate, Adapter Bima - AR4/5/6/7		1
28	022-0534-0	Snap Ring E35		1
29	022-1435-0	Band, Brake Bima - AR4/5/6/7		1
30	022-1434-0	Drum, Brake Bima - AR4/5/6/7		1
31	022-1440-0	Snap Ring E10		1
32	022-1441-0	Pin, Brake Bima - AR4/5/6/7		1
33	022-0551-0	Key, 6 x 50		1
34	022-1437-0	Plate, Brake Bima - AR4/5/6/7		1
35	022-1429-0	Guide, Rod Bima - AR4/5/6/7		1
38	022-1438-0	Rod, Brake Bima - AR4/5/6/7		
39	022-1443-0	Spring, Brake Bima - AR4/5/6/7		1
40	022-1430-0	Spring		1
44	022-1431-0	Bracket, Tachometer Bima-AR4/5/6/7		1
45	022-0120-0	Tach		1
46a	022-1445-0	Tach. Pulley (AR4-5)		1
46b	022-1445-1	Tach. Pulley (AR6-7)		1
47	594-0441-1	Pulley, Tach .966		1

Drive Train Group (Bima)



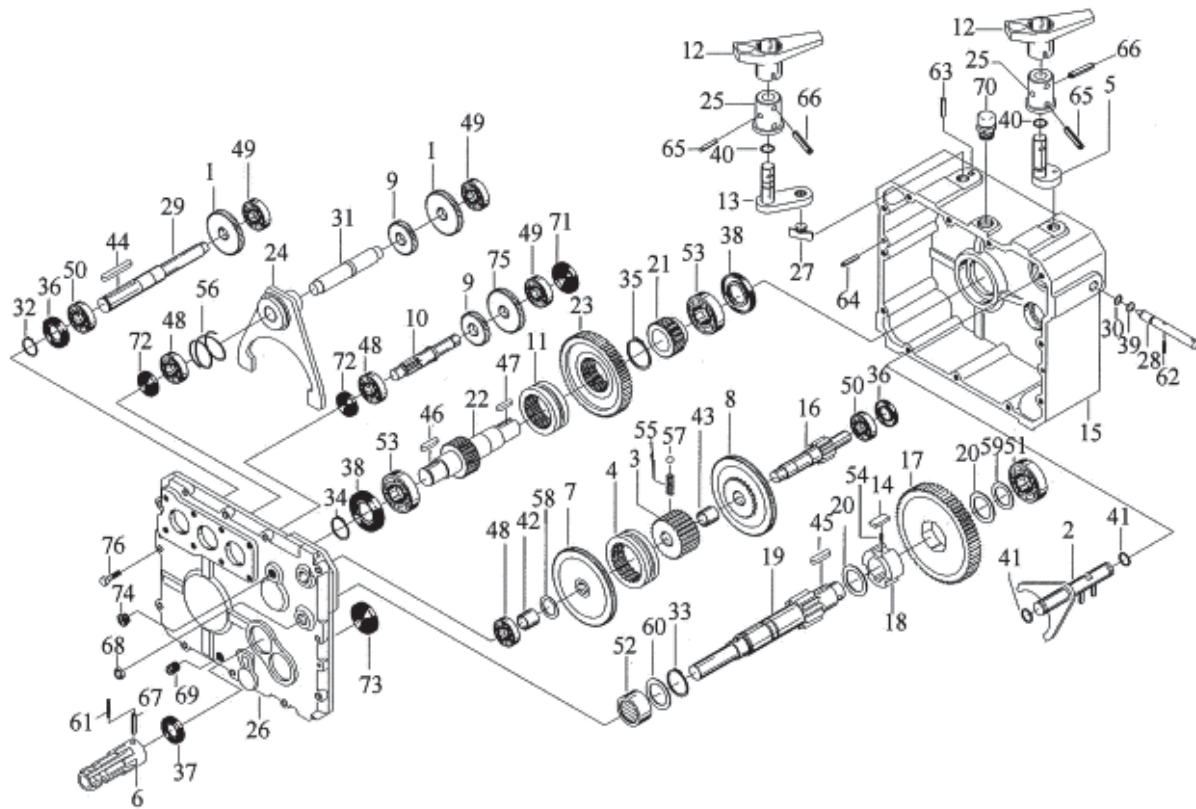
48	022-0366-2	Belt, Tach 3.55mm x 540mm		1
56a	022-1476-0	Guard (AR4)		1
56b	022-1476-1	Guard (AR5)		1
56c	022-1476-2	Guard (AR6)		1
56d	022-1476-3	Guard (AR7)		1
57	022-1437-0	PLATE, BRAKE BIMA - AR4/5/6/7		1
58	022-1429-0	GUIDE, ROD BIMA - AR4/5/6/7		1

Bima Gearbox Break Down



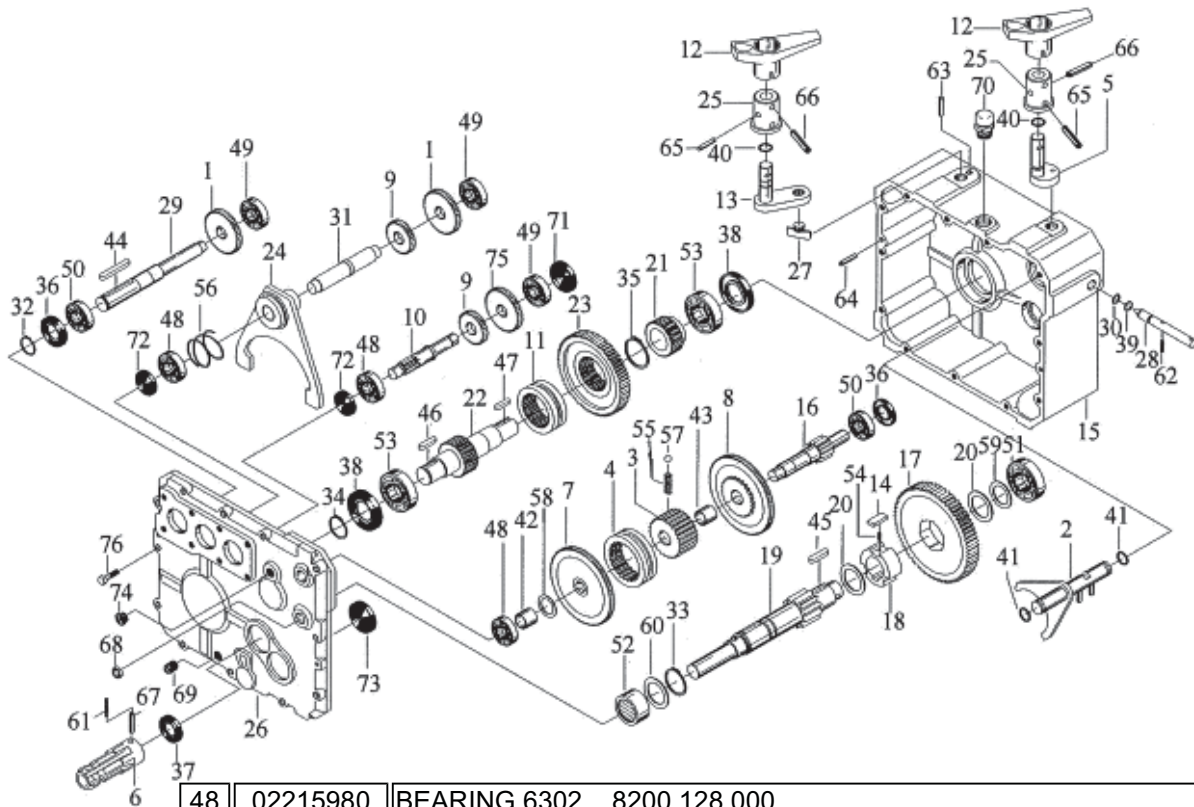
Gearbox Bima Inside			
No.	Part Number	Description	Qty.
1	02215550	GEAR 2007.038.442	1
2	02215560	FORK, SHIFTER - BIMA 2008.011.098	1
3	02215570	HUB 2008.032.042	1
4	02215580	HUB 2008.039.076	1
5	02215590	LEVER 2008.041.098	1
6	02215600	SLEEVE 2008.055.041	1
7	02215610	GEAR 2008.068.426	1
8	02215620	GEAR 2008.069.426	1
9	02215630	GEAR 2008.070.442	1
10	02215640	SHAFT 2008.073.542	1
11	02215650	HUB 2018.010.077	1
12	02215660	LEVER 2022.005.032	1
13	02215670	LEVER 2022.006.098	1
14	02215680	DOG 2047.050.099	1
15	02216590	HOUSING 2083.022.101	1
16	02215700	SHAFT 2053.027.542	1
17	02215710	GEAR 2083.028.426	2
18	02215720	HUB 2083.030.442	1
19	02215730	SHAFT 2083.031.542	1

Bima Gearbox Break Down



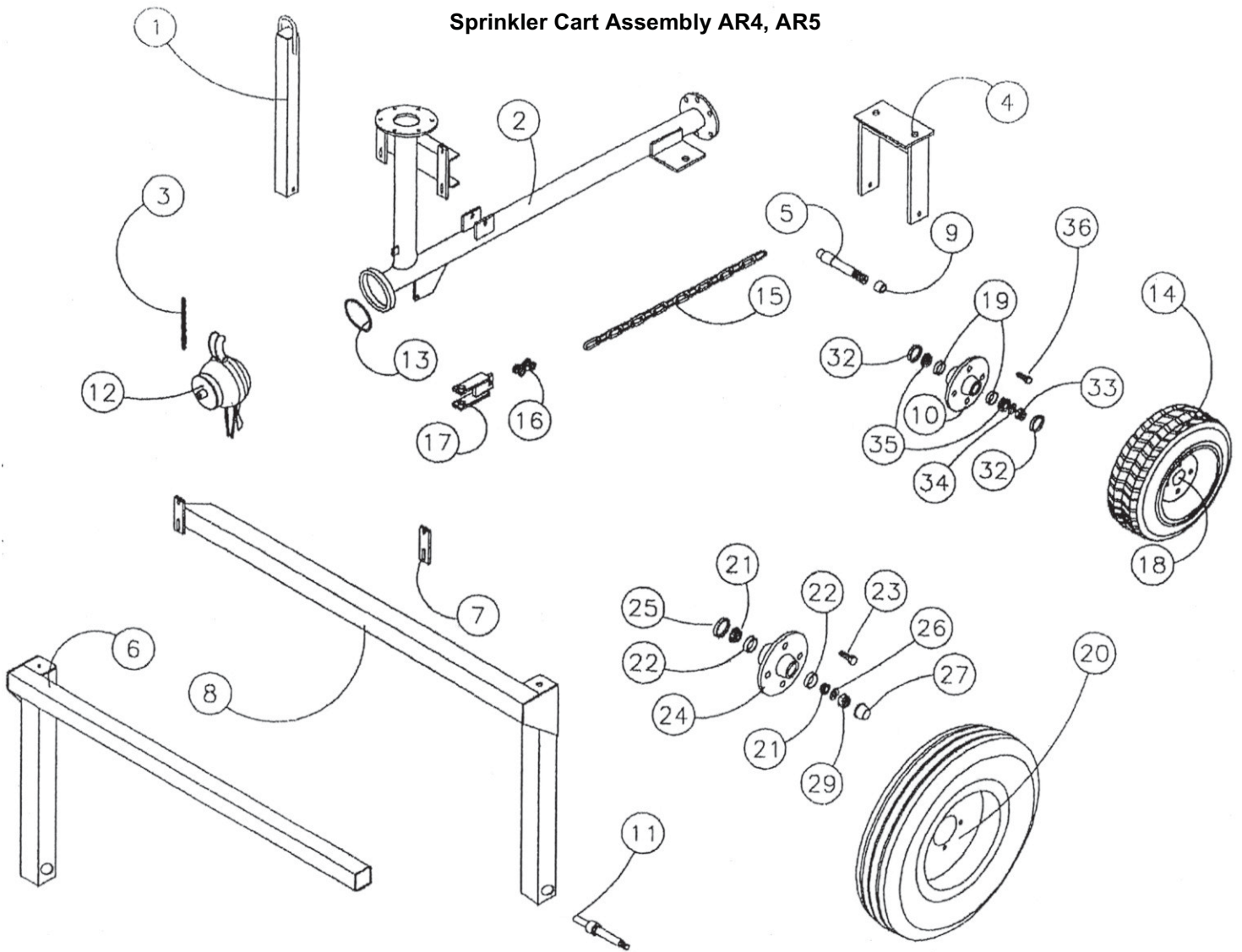
20	02215740	WASHER 2083.032.061		1
21	02215750	HUB 2083.033.042		1
22	02215760	SHAFT 2083.034.542		1
23	02215770	GEAR 2083.035.426		1
24	02215780	LEVER 2083.037.098		1
25	02215790	HUB 2083.038.041		1
26	02215800	COVER 2083.040.201		1
27	02215810	PAD 2083.041.042		1
28	02215820	PIN 2083.043.041		1
29	02215831	SHAFT 2083.023.541		1
30	02215840	SNAP RING, D14E 8001.139.000		1
31	02215833	SHAFT, 2083.026.542		1
32	02201680	SNAP RING, D20E 8025.209.000		1
33	02205341	SNAP RING, D30E 8025.302.000		1
34	02205340	SNAP RING D35E 8025.336.000		1
35	02215870	SNAP RING D80E 8025.590.000		1
36	02215880	OIL SEAL 20 X 35 X 6		1
37	50406970	OIL SEAL 30 X 40 X 7		1
38	02215890	OIL SEAL 40 X 62 X 7		1
39	02215900	OIL SEAL CR 109		1
40	02215910	OIL SEAL CR 3043		1
41	02215920	OIL SEAL CR 3050		1
42	02215930	SLEEVE 18X 20 X 15 8100.222.000		1
43	02215940	SLEEVE 20 X 23 X 15 8200.226.000		1
44	02215950	KEY 6 X 6 X 50 8125.215.000		1
45	02207880	KEY 8 X 7 X 25 8125.241.001		1
46	02215960	KEY 10 X 8 X 35 8125.312.000		1
47	02215970	KEY 10 X 8 X 50 8125.324.000		1

Bima Gearbox Break Down



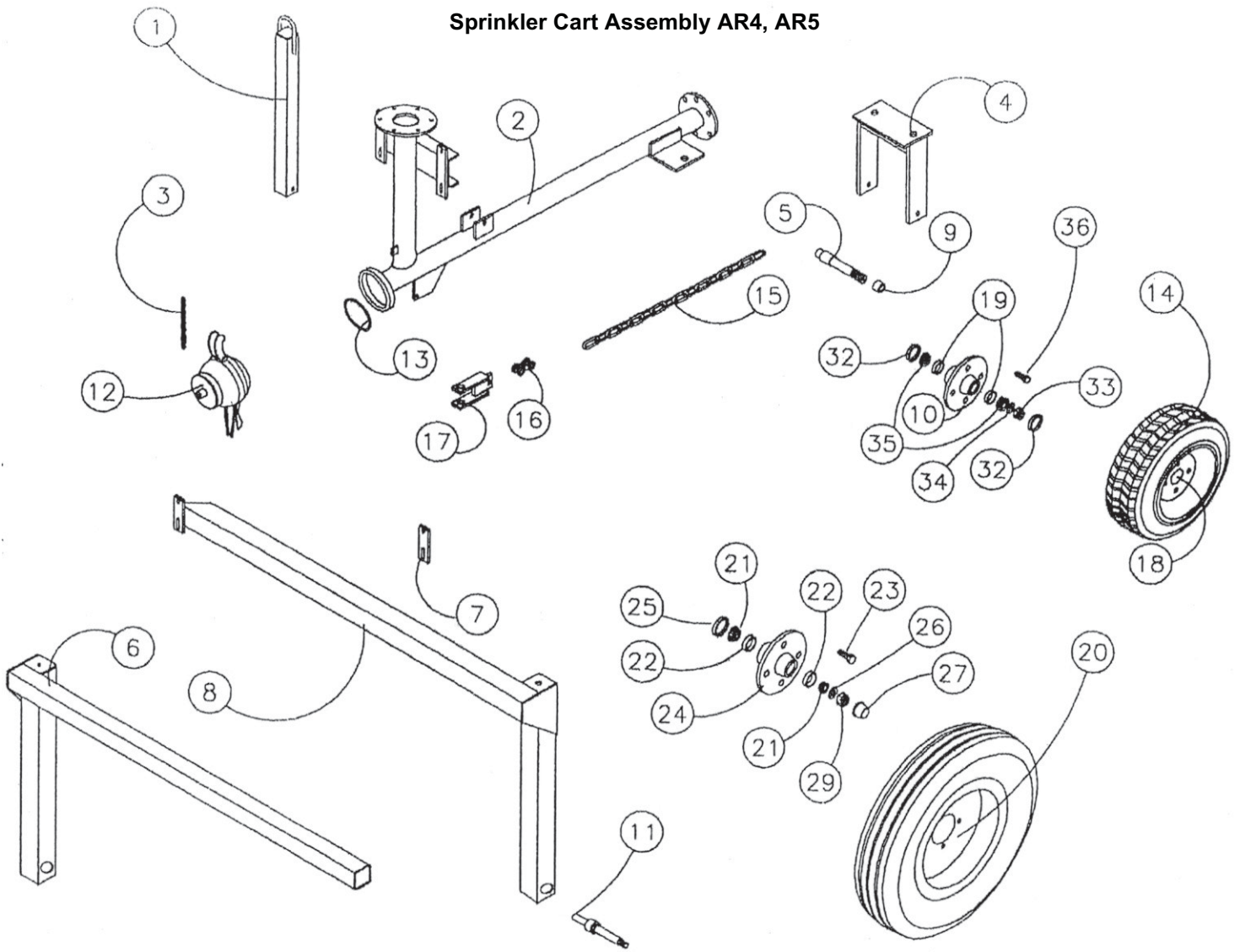
48	02215980	BEARING 6302	8200.128.000	1
49	02215990	BEARING 6202	8200.136.000	1
50	02219170	BEARING 6004	8200.164.000	1
51	02216010	BEARING 6205	820.192.000	1
52	02216020	BEARING HK3012	820.208.000	1
53	02216030	BEARING 6208	8200.264.000	1
54	02216040	SPRING	8375.050.000	1
55	02216050	SPRING	8375.080.000	1
56	02216060	SPRING	8375.690.000	1
57	02216070	BALL	8525.152.000	1
58	02216080	SLEEVE 15.2 X 24.9 X 0.8	8550.233.000	1
59	02216090	SLEEVE 25 X 35 X 1	8550.326.000	1
60	02216100	SLEEVE 30.2 X 39.8 X 1	8550.366.000	1
61	02216110	PIN 3.5 X 40 ISO8752	8575.160.000	1
62	02216120	PIN 5 X 24 ISO 8752	8575.229.000	1
63	02216130	PIN 5 X 16 UNI 1707	8575.270.000	1
64	02216140	PIN 6 X 20 UNI 1707	8575.275.000	1
65	02216150	PIN 6 X 30 ISO 8752	8575.284.000	1
66	02216160	PIN 6 X 36 XISO 8752	8575.289.000	1
67	02216170	PIN 6 X 40 ISO 8752	8575.291.000	1
68	02216180	PLUG D75	8600.120.000	1
69	02216190	PLUG 3/8" GAS	8600.144.000	1
70	02216200	PLUG 1/2" GAS	8600.184.000	1
71	02216210	PLUG RCA 22 X 7	8600.215.000	1
72	02216220	PLUG RCA 35 X 8	8600.390.000	1
73	02216230	PLUG RCA 40 X 7	8600.438.00	1
74	02216240	PLUG 3/8" GAS	8625.136.00	1
75	02215552	GEAR 2027.006.442		1
76	02216260	SCREW M 8 X 30 UNI 5739	8675.189.080	1

Sprinkler Cart Assembly AR4, AR5



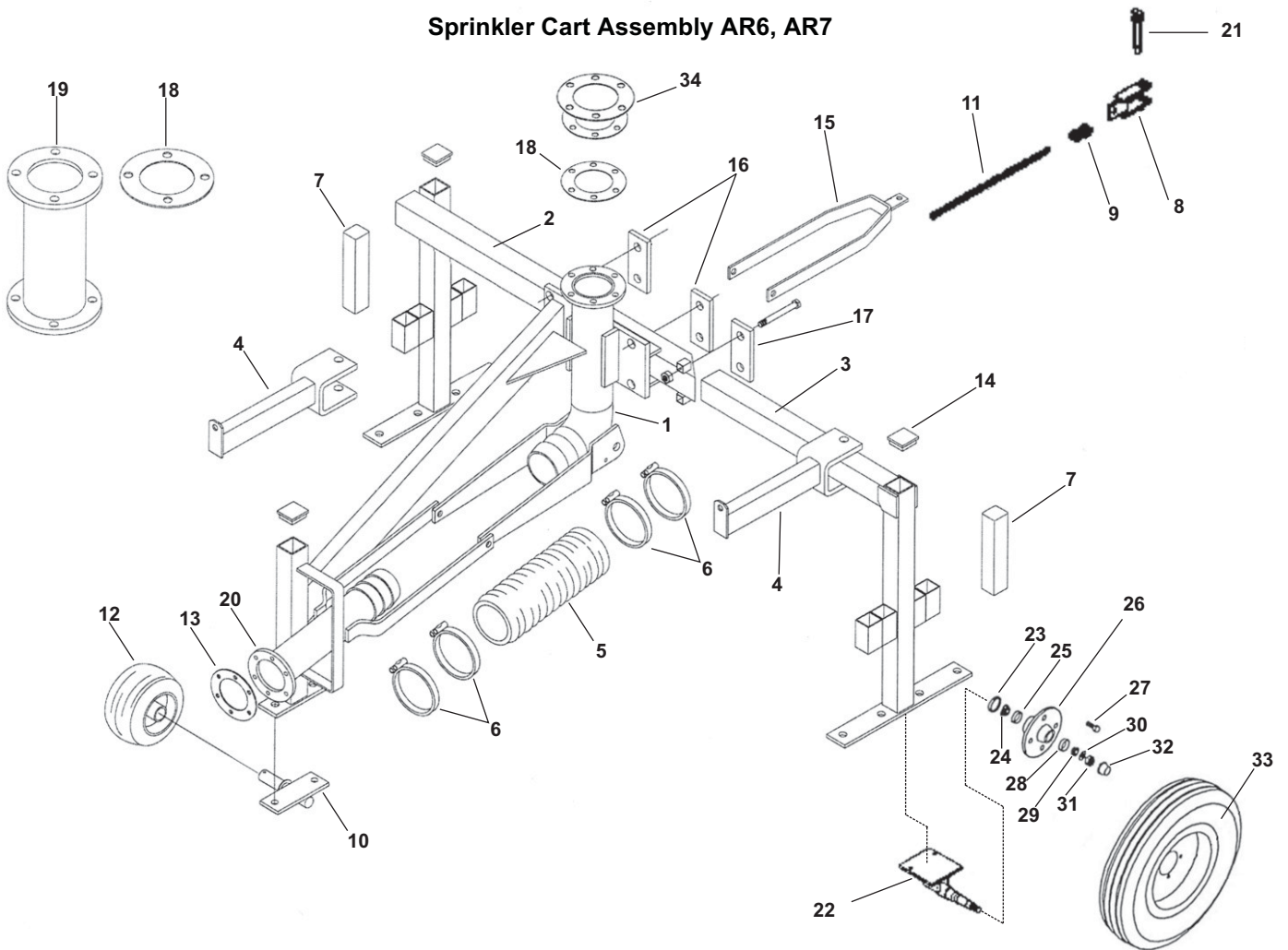
Sprinkler Cart Assembly AR4, AR5				
No.	Part Number	Description		Qty.
1	500-0371-0	Lift Bail		1
2	599-0417-0	Body, Guncart Without Shut Off Bar		1
3	850-4059-0	Chain 3/16" Proof Coil (Per Foot) (10 Links)	FT	
4	595-0003-0	Yoke, Front Guncart		1
5	060-1019-9	Axle, Front		1
6	500-0021-0	Leg, Inner 30 Cart		1
7	594-0603-0	Strap		3
8	500-0020-0	Leg, Outer 30		1
9	060-0245-0	Sleeve		1
10A	588-0495-0	Hub W/Race, Wilton 280301		1
10B	595-0382-0	Hub & Axle Assy. Complete (Not Shown)		1
11	596-0137-0	Spindle		2
12	597-0312-0	Cap, Guncart		1
13	588-0023-3	O-ring 4"		1
14A	593-0265-0	Tire, 16 X 6.5 X 8 4 Ply		1
14B	593-0265-1	Tube, Inner 16 X 3.5 X 8		1
15	850-4060-0	Chain 3/8 Proof Coil	FT.	3
16	523-5394-1	Clevis, Double		2
17	523-5421-0	Hitch, Chain		1

Sprinkler Cart Assembly AR4, AR5



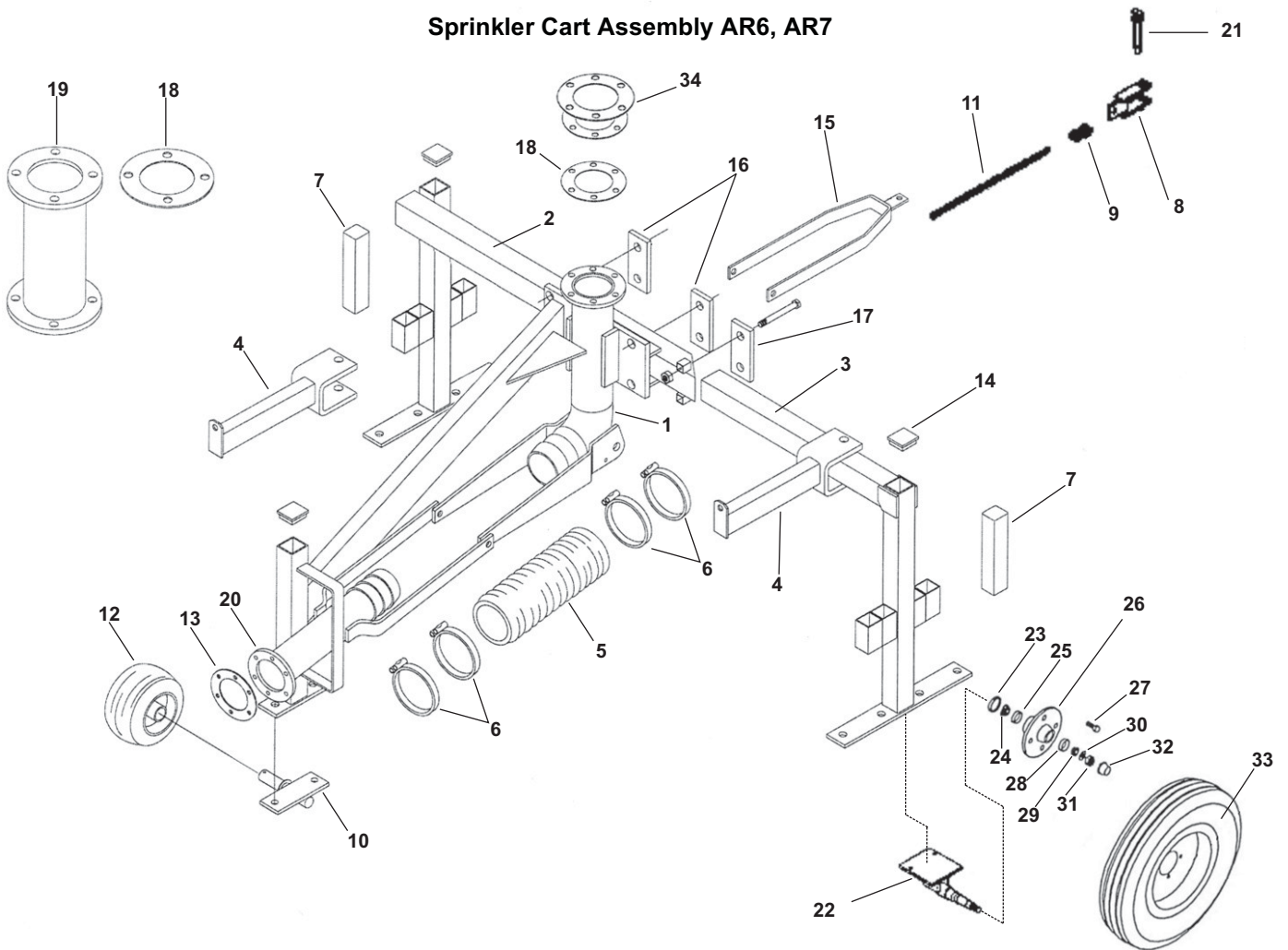
18	593-0264-0	Wheel, 8 X 5.75 4 Bolt 4 BCD		1
18B	595-0606-0	Wheel & Tire Assembly		1
19	588-0356-6	Race, L44610		2
20	586-0229-4	Wheel & Tire, 4:80 x 12 x 4 Bolt Galv.		2
21	588-0356-8	Bearing, Timken L-44649		4
22	588-0356-6	Race, L44610		4
23	588-0356-0	Bolt, Hub Wilton 913535		8
24	588-0356-4	Hub		2
25	588-0356-5	Seal, Grease Wilton 906282		2
26	588-0356-7	Washer, Spindle Wilton 913608		2
27	588-0356-1	Cap, Hub Wilton 909981		8
29	588-0356-2	Nut, Wilson 912953		2
32	588-0356-5	SealCR 12437		2
33	551-1602-0	Nut, 1" NF Slotted		1
34	588-0357-7	Washer, Wilton 913535		2
35	588-0356-3	Bearing L 44643		2
36	588-0356-0	Bolt, Lug		4
37	599-0182-0	Gun Adptr. To Nelson (not shown)		1
38	020-9920-2	Gasket (Not shown)		1
39	020-0018-5	Gasket (Not Shown)		1

Sprinkler Cart Assembly AR6, AR7



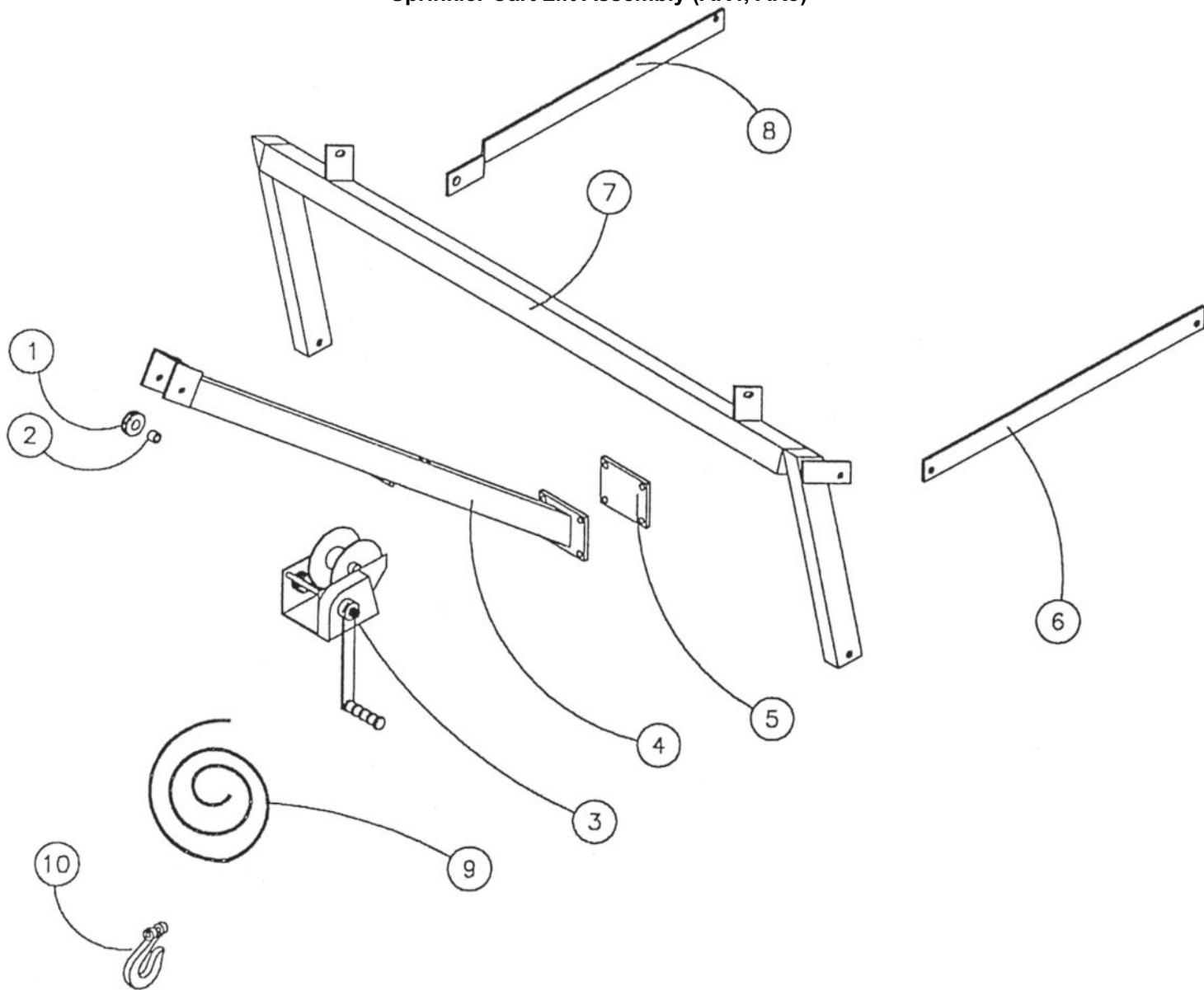
Sprinkler Cart Assembly AR6, AR7				
No.	Part Number	Description		Qty.
1a	022-0983-0	Main Body Chain side 20" Pipe Height		1
1b	022-0983-1	Main Body Chain side 24" Pipe Height		1
1c	022-0983-2	Main Body Turbine side 20" Pipe Height		1
1d	022-0983-3	Main Body Turbine side 24" Pipe Height		1
2a	022-0986-0	Leg, Cart Right 34" height		1
2b	022-0986-1	Leg, Cart Right 40.5" height		1
3a	022-0987-0	Leg, Cart Left 34" Height		1
3b	022-0987-1	Leg, Cart Left 40.5" Height		1
4	022-0988-0	Lift Bail		1
5	022-0657-0	Hose		1
6	030-1924-0	Clamp, Supra 104-112		4
7	022-0715-0	Weight		1
8	523-5421-0	Hitch		1
9	523-5423-1	Clevis, Double		1
10	022-1221-0	Axle, Front		1
11	850-4060-0	Chain, 3/8 Proof Coil PLTD	Ft.	1.5
12	022-0993-0	Wheel		1
13	020-9920-2	Gasket		2
14	022-0995-0	Cap Plug 7mm x 70mm		2
15	599-0481-0	Hitch		1
16	022-0997-0	Plate, Clamp Large		2

Sprinkler Cart Assembly AR6, AR7



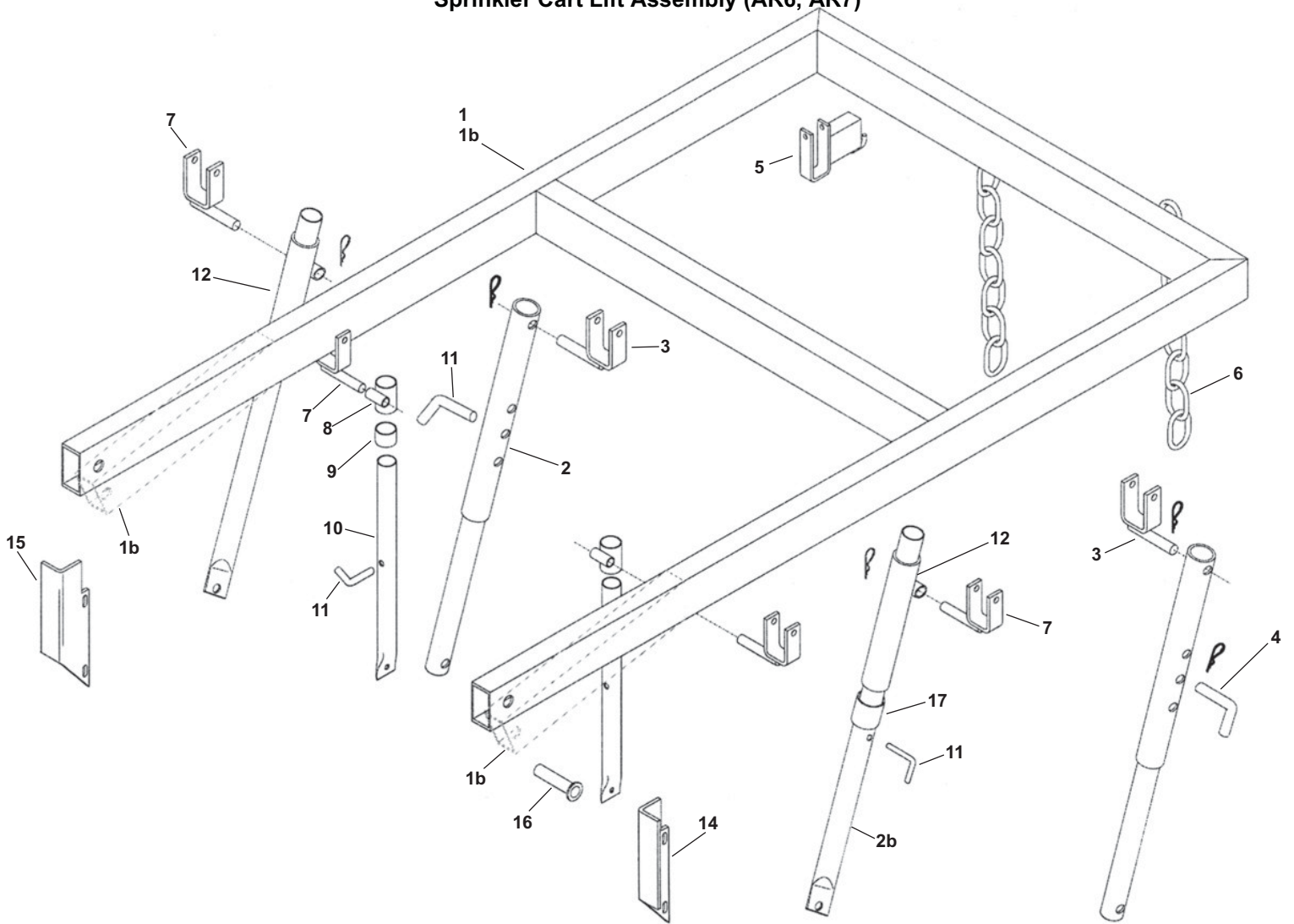
17	022-0998-0	Plate, Clamp Small		1
18	020-0018-5	Gasket		1
19	584-0643-0	Extension		1
20a	022-1001-0	Gun Cart Body Front for 34" leg cart		1
20b	022-1001-0	Gun Cart Body Front for 40.5" leg cart		1
21	558-3281-0	Pin, Hitch 3/4X3 T Head		1
22	500-0282-0	Spindle Rear Guncart		2
23	588-0356-5	Seal, Grease CR12437		2
24	515-0939-0	BEARING,TIMKEN LM67048		2
25	510-0940-0	RACE,LM67010		2
26	589-0065-0	HUB,WITH CUPS ONLY W633		2
27	589-0063-0	Lug Bolt		8
28	510-0941-0	RACE,OUTER LM11910		2
29	515-0942-0	BEARING,TIMKEN LM11949		2
30	553-0628-0	BUSH,MACH 1-1/2X1X18GA		2
31	551-1602-0	NUT,SLOTTED NF 1"		2
32	589-0062-0	CAP,HUB WILT 909911		2
33a	227-0256-0	Tire,6.70X15 4 PLY		2
33b	588-0254-1	Wheel, 15 X 4-1/2 4Bolt 5BCD GLV.		2
33c	227-0256-1	Tube, Inner 5:90 & 6.70X15		2
33d	502-0174-0	Wheel, comp. (#33a,33b,33c)		2
34	599-0182-0	Gun Adptr. To Nelson		1

Sprinkler Cart Lift Assembly (AR4, AR5)



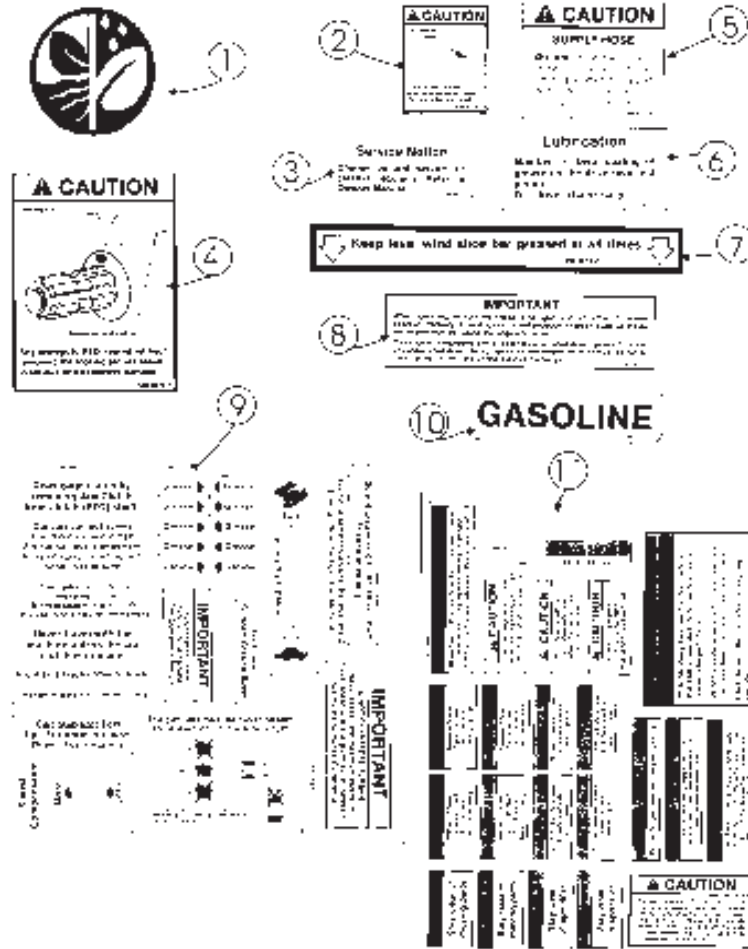
Sprinkler Cart Lift Assembly (AR4, AR5)				
No.	Part Number	Description		Qty.
1	402-4906-0	Pulley, 2x 17.32 WRP		1
2	325-5191-0	Bushing, .56 x .843 x .62 long		1
3	400-4855-1	Winch, Fulton K 1550		1
4	500-0031-0	Boom		1
5	500-0028-0	Clamp, Plate		1
6	501-0109-0	Brace, Lift Boom		1
7a	501-0110-0	Boom Lift (AR4)		1
7b	501-0237-0	Boom Lift (AR5)		1
9	750-4844-0	Cable, 1/4 Galv 7 x 19	Ft.	10
10	523-5565-0	Hook		1

Sprinkler Cart Lift Assembly (AR6, AR7)



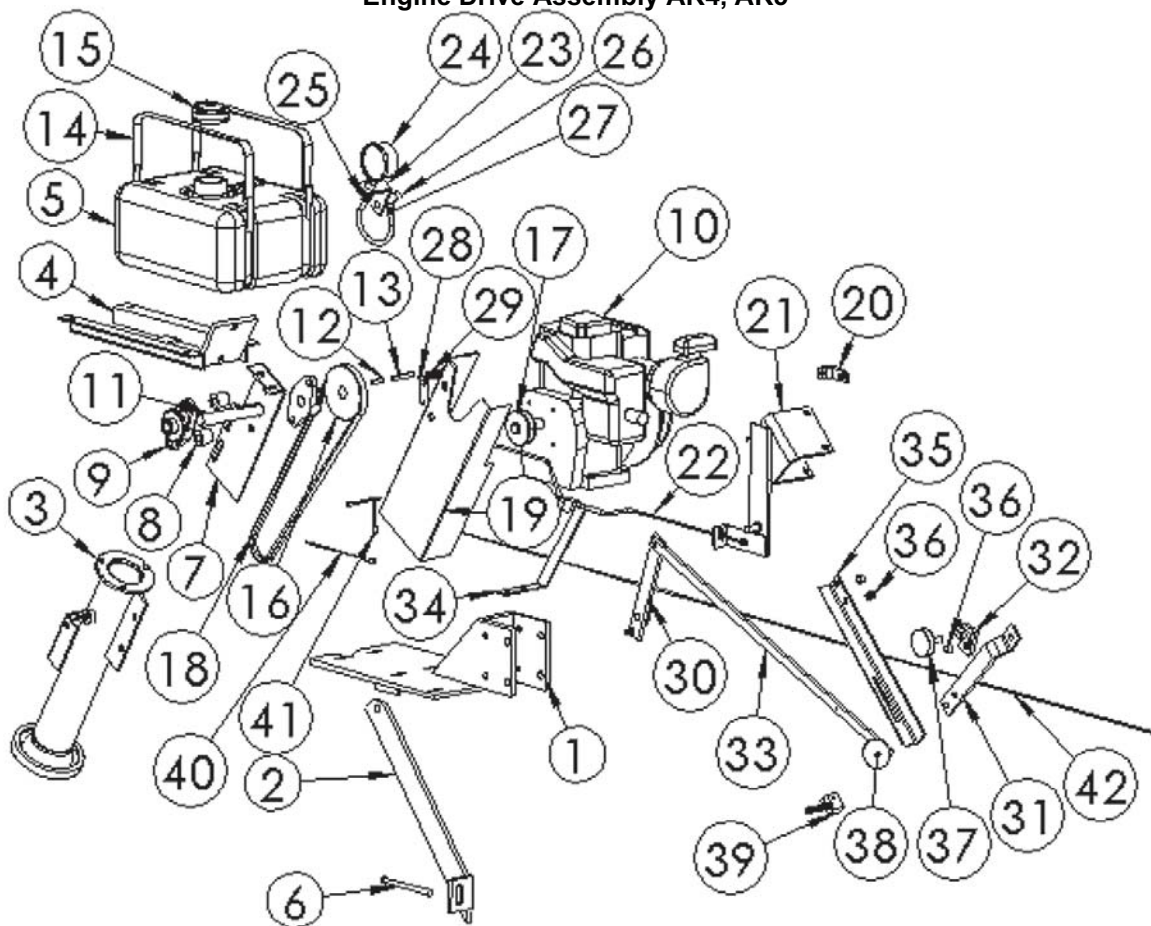
Sprinkler Cart Lift Assembly (AR6, AR7)				
No.	Part Number	Description		Qty.
1	022-1204-0	Guncart Lift (AR6)		1
1b	022-1204-1	Guncart Lift (AR7)		1
2a	022-1205-0	Brace (AR6)		2
2b	022-1205-1	Brace (AR7)		2
3	022-0919-0	Frame Support		2
4	022-0920-0	Pin		2
5	022-1206-0	Hanger		2
6	022-0922-0	Chain	Ft.	3.32
7a	022-0923-0	Fork (AR6)		2
7b		Fork (AR7)		2
8	022-1216-0	Fork Brace Holder (AR6)		2
9	022-1217-0	Spacer (AR6)		2
10	022-1218-0	Front Brace (AR6)		2
11	022-1219-0	Pin		2
12	022-1393-0	Support Guide (AR7)		2
14	022-1395-0	Stop, Rod Turbine Side (AR7)		1
15	022-1394-0	Stop, Rod Chain Side (AR7)		1
16	022-1396-0	Pin		2

Decals



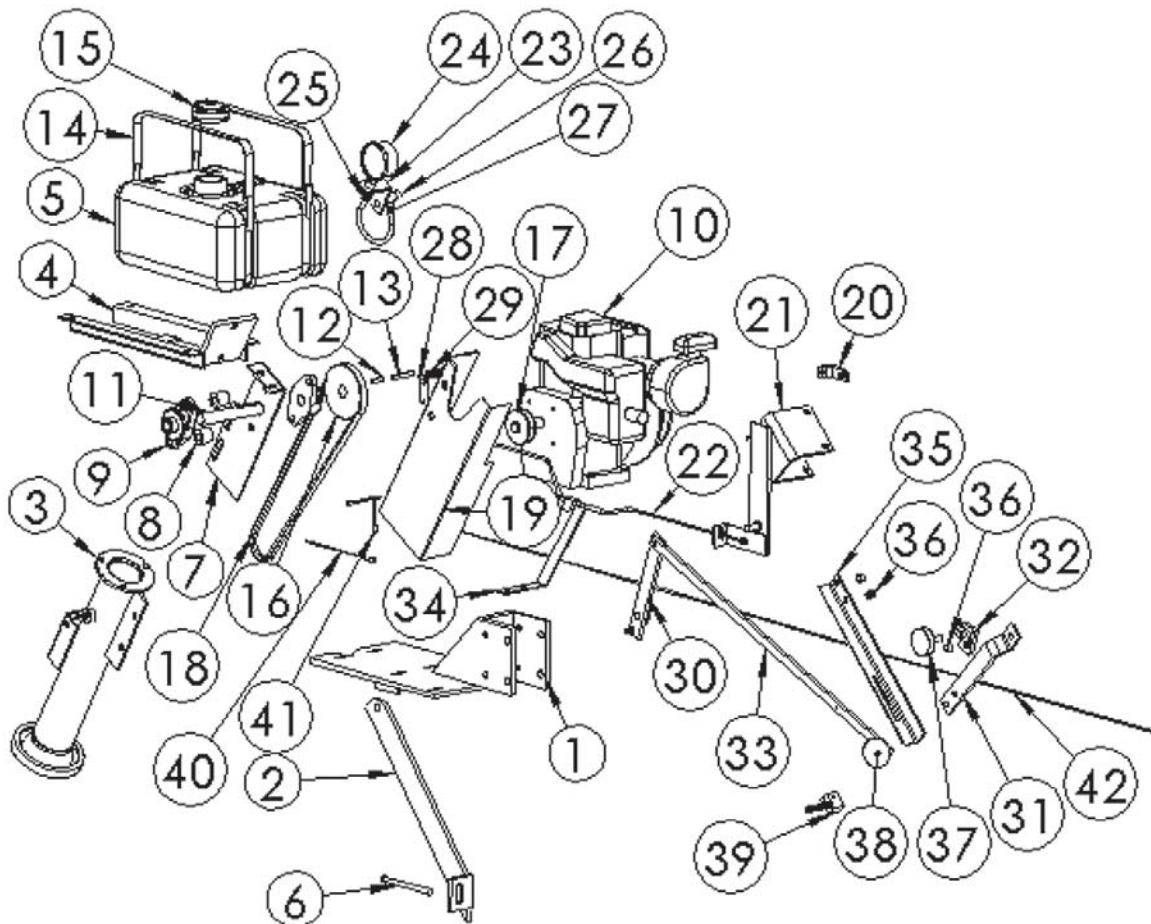
Decals			
No.	Part Number	Description	Qty.
1	585-0299-3	Decal, 10" Round Logo	1
2	595-0275-2	Decal, Anit-Return Pawl	1
4	595-0275-1	Decal, PTO Rewind	1
5	596-0017-0	Decal, Supply Hose	1
6	596-0428-0	Decal, Lubrication	1
7	590-0013-0	Decal, Grease Levelwind	1
9	594-0565-0	Decal, Instructions	1
11	594-0565-1	Decal, Warning Sheet	1
	501-0234-0	Decal, Drum (Not Shown) AR 4-5	6
	585-0403-0	Decal, Drum (Not Shown) AR 6-7	6
	501-0254-0	Decal, Performance Chart (Not Shown)	1
	*****	Decals for Engine Drives Only	
10	590-0113-0	Decal, Gasoline	1
8	595-0501-0	Decal, Important Choke Full Open	1
3	596-0426-0	Decal, Change Oil	1

Engine Drive Assembly AR4, AR5



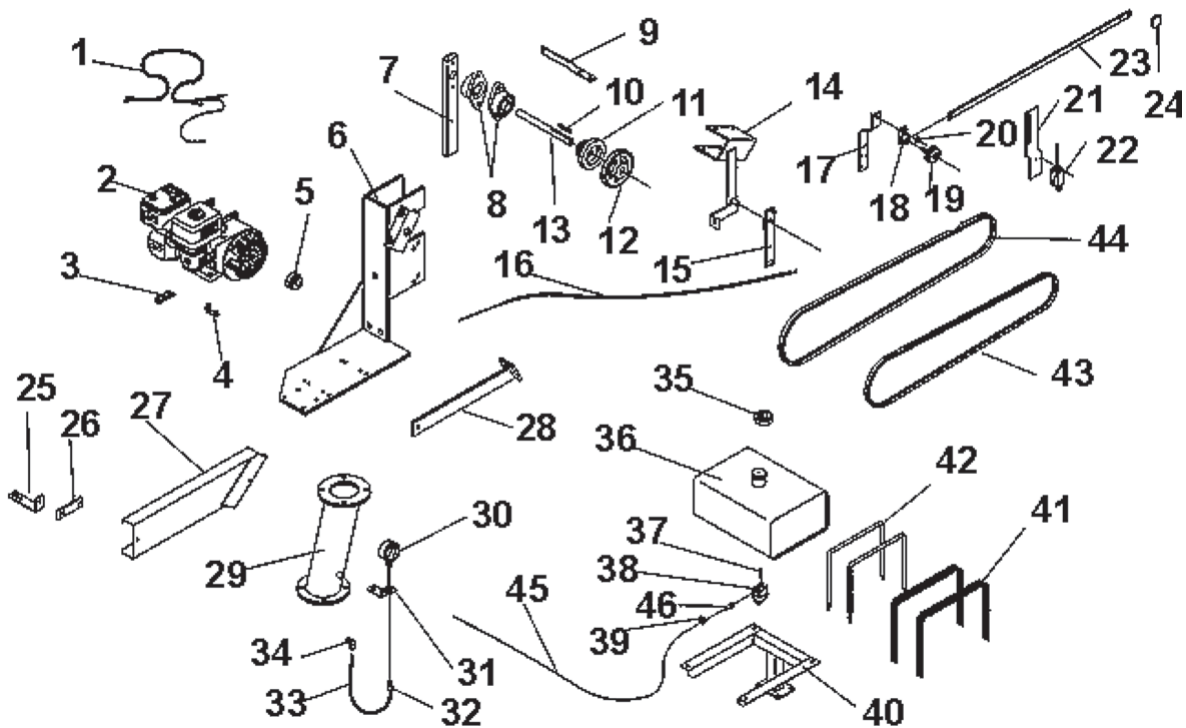
No.	Part Number	Description	Qty.
1a	501-0132-0	Mount, Engine Drive AR 4	1
1b	501-0251-0	Mount, Engine Drive AR 5	1
2a	501-0357-1	Strut, Engine Drive AR 4	1
2b	501-0386-0	Strut, Engine Drive AR 5	1
3a	501-0133-0	Pipe Assembly, Engine Drive AR 4	1
3b	501-0380-0	Pipe Assembly, Engine Drive AR 5	1
4a	501-0126-0	Bracket, Fuel Tank 3 Gal.	1
4b	501-0450-0	Bracket, Fuel Tank 5.3 Gal. (Not as Shown)	1
5a	584-0693-2	Tank, Gas 3 Gal.	1
5b	584-0693-0	Tank, Gas 5.3 Gal. (Not as Shown)	1
6	550-7023-0	Bolt 12-1.75mm x 130mm	1
7	501-0337-0	Plate, Shaft Mount	1
8	599-0487-1	Spacer	2
9	501-0146-0	Bearing, 20mm Flange	1
10	598-0141-1	Engine, Robin 4HP	
11	501-0136-0	Shaft, Engine Drive	1
12	022-0549-0	Key, 6 x 6 x 25	1
13	022-0551-0	Key, 6 x 50	1
14a	500-0478-0	Gas Tank Strap 3 Gal.	2
14b	500-0550-0	Gas Tank Strap 5.3 Gal. (Not as Shown)	2
14c	586-0167-0	Belting, Neop 5 Ply 1In (Not Shown)	Ft. 2
15	593-0126-0	Cap, Gas (3 gal. plastic Tank)	1
16	501-0356-1	Pulley, STL 4" 20mm Bore	1
17	501-0364-0	Pulley, 2.5" x 3/4" Bore	1
18	501-0400-0	Belt 4L38	1

Engine Drive Assembly AR4, AR5



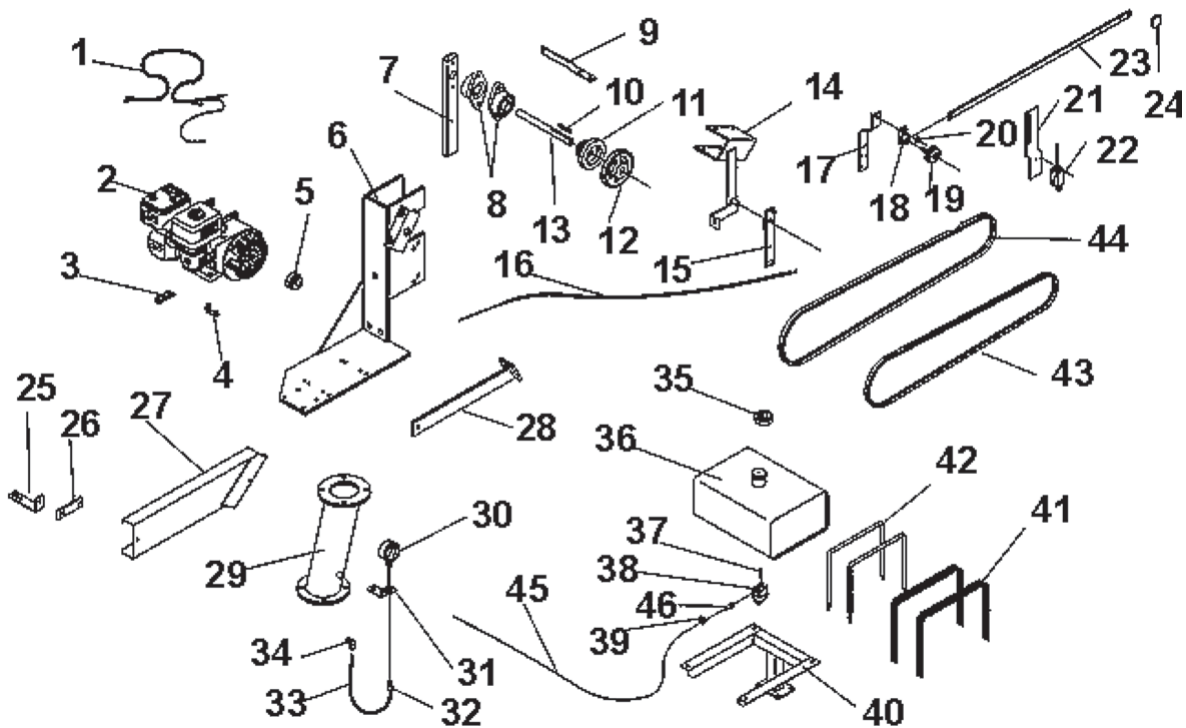
19	501-0362-0	Guard, Engine Belt		1
20	501-0391-1	Bracket, Throttle Cable		1
21	501-0375-0	Bracket, Compensator Lever		1
22	022-1147-0	Cable, Engine Throttle		1
23	599-0148-0	Gauge Mt.		1
24	586-0675-0	Gauge Press 0-300		1
25	525-4915-3	FTG TB STG 1/4MNPT x 5/16TB		1
26	525-4915-2	FTG TB 90 1/4MNPT x 5/16 TB		1
27	252-4939-2	Tube, Synflex 5/16 OD		1
28	599-0265-0	Spring Holder		1
29	450-4858-2	Spring, .5 OD x 2 x.47WRL4CL		1
30	599-0035-1	Lever, Compensator		1
31	501-0376-0	Bracket, Compensator Shut Off		1
32	599-0027-0	Swivel		1
33	501-0370-0	Bar, Compensator Link		1
34	501-0369-0	Bracket, Cable Retention		1
35	501-0377-0	Bracket, Switch		1
36	512-4847-0	Bushing, STL .56 x .4 x .32		1
37	526-5670-0	Knob, 3/8 x 1" Stud		1
38	302-4915-0	Knob, Ball		1
39	599-0430-0	Switch, Contact		1
40	501-0451-0	Wire Harness		1
41	599-0325-0	Connector, Y		1

Engine Drive Assembly AR6, AR7



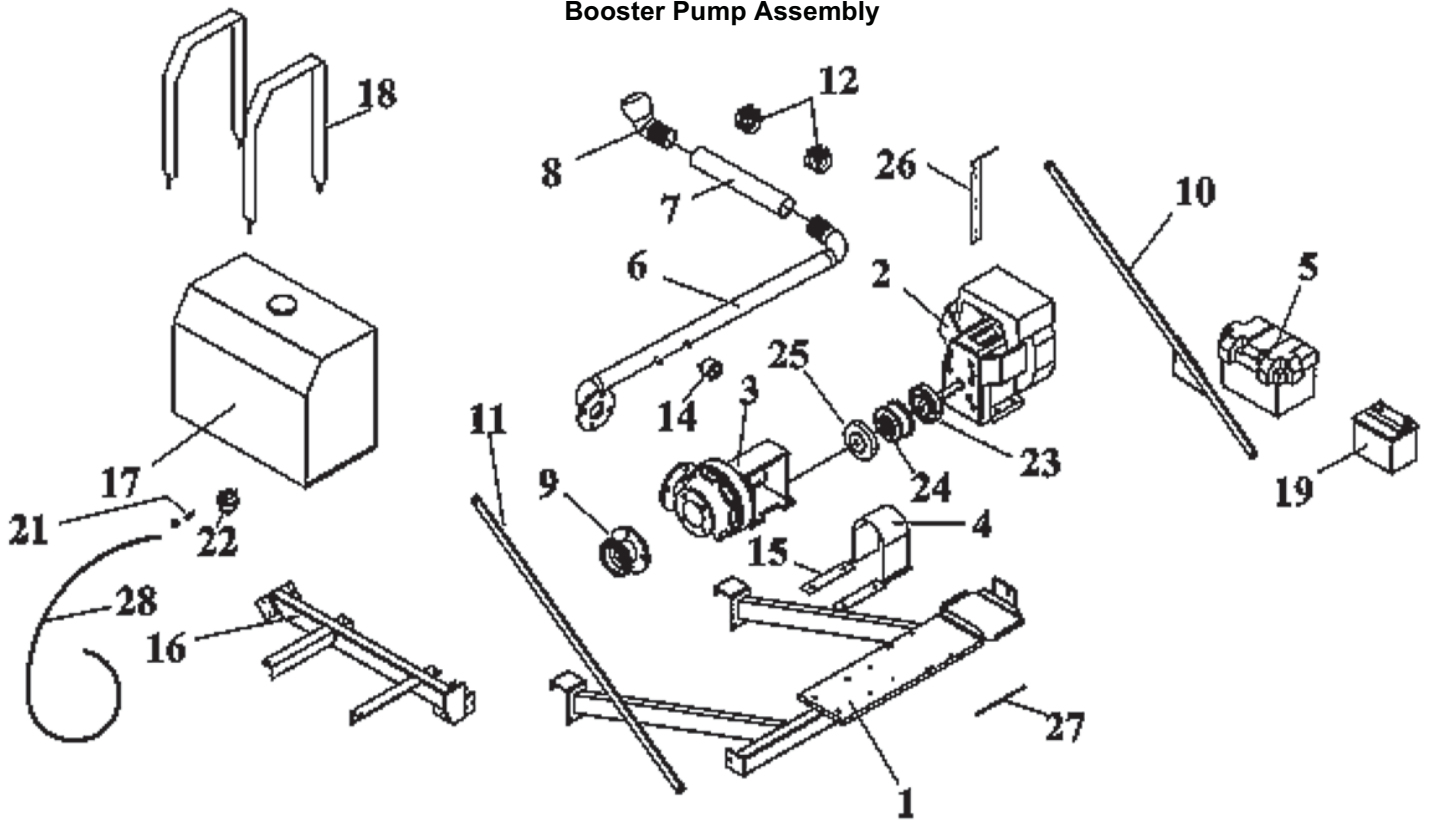
Engine Drive Assembly AR6, AR7				
No.	Part Number	Description		Qty.
1	501-0613-1	Wiring Harness AR6-7		1
2a	584-0701-7	Engine, Honda 4HP (not as shown)		1
2b	598-0141-1	Engine, Robin 4HP (not as shown)		1
3	501-0571-0	Pull Start Loop		1
4	501-0391-1	Bracket, throttle Cable, Subaru Only		1
5	599-0293-0	Pulley, 2" x 3/4" Bore Cast Iron		1
6	501-0567-0	Engine Mt. AR6-7		1
7	501-0553-0	Jackshaft Mt. AR6-7		1
8	501-0146-0	Bearing, Flange 20mm Two Bolt		2
9	501-0568-0	Cable, Retainer		1
10	022-0549-0	Key 6 x 6 x 25		1
11	022-0592-0	Pulley, Three Step 53mm x 75mm x 100mm		1
12	501-0356-2	Pulley, Cast Iron, 4.45", 20mm Bore		1
13	501-0136-0	Jackshaft, Ar Engines		1
14	501-0550-0	Bracket		1
15	599-0035-1	Lever Compensator		1
16	501-0545-0	Cable, Turbine Throttle		1
17	501-0554-0	Arm		1
18	599-0027-0	Swivel		1
19	526-5670-	Knob, 3/8 x 1.0 Stud		1
20	512-4847-0	Bushing, Steel .56 x .40 x .32		1
21	501-0574-0	Switch Mt.		1
22	501-0573-0	Switch Wobble Stick		1
23	501-0544-0	Link, Control		1
24	302-4915-0	Knob, Ball 3/8-16 Female Threades		1
25	501-0540-0	Brkt. Belt Guard		1

Engine Drive Assembly AR6, AR7



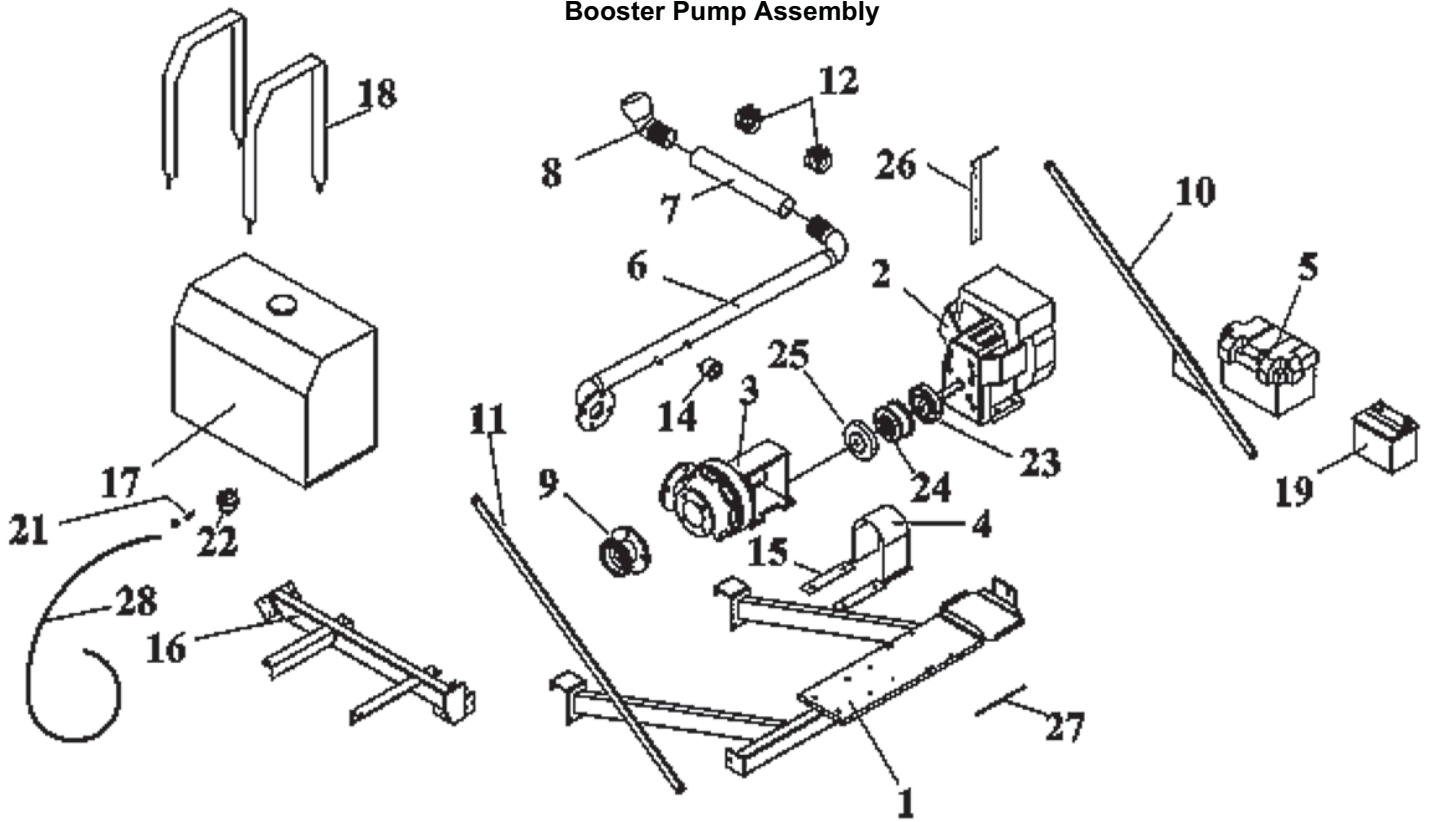
26	501-0539-0	Strap Belt Guard		1
27	501-0543-0	Shield AR6-7 Engine		1
28	501-0560-0	Brace		1
29	501-0557-0	Pipe Entry Engine AR6-7		1
30	586-0675-0	Gauge 0-300		1
31	599-0148-1	Siphon Mt.		1
32	525-4915-3	FTG, TB STG 1/4 x MNPT x 5/16 Tube		1
33	252-4939-2	Tube, Synfle 5/16 OD		2
34	525-4915-2	FTG, TB 90 1/4 x MNPT x 5/16 Tube		1
35		Gas Cap		1
36	584-0693-0	Tank, Fuel 5.3 Gal		1
37	525-0898-1	Nipple, Close 1/8" NPT		1
38	277-4919-0	Filter, Glass Bowl Fuel		1
39	060-1211-0	Clamp, Spring .42 ID		2
40	501-0538-0	Tank Mt. 5.3 Gal		1
41	587-0167-0	Belting, Neop 5 Ply 1In	FT.	2
42	500-0550-0	Tank Straps		2
43	526-5190-3	Belt, 4L63 Or A61		1
44	526-5190-0	Belt, 4L65		1
45	584-0695-1	Hose, Gas 1/4 x 27/64		1
46	525-4876-0	Barb, Hose 1/8 x NPT x 1/4"		1

Booster Pump Assembly



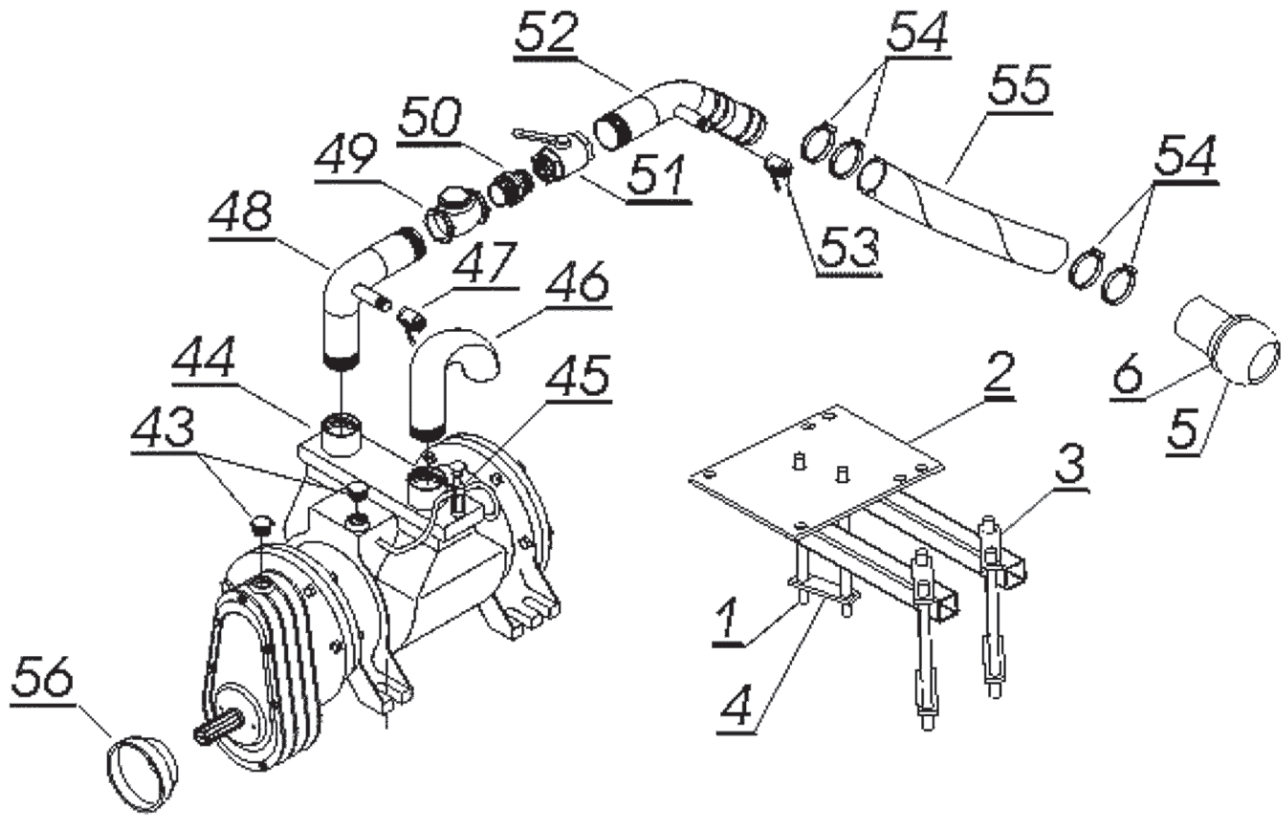
		Booster Pump Assembly		
No.	Part Number	Description		Qty.
1a	599-0469-2	Engine Base (AR4)		1
1b	501-0524-0	Engine Base (AR5)		1
2	598-0141-3	Engine, Robin 20.5 HP		1
3	586-0380-0	Pump, Pedastal		1
4	599-0524-1	Shield		1
5	599-0531-0	Battery Box		1
6a	599-0461-2	Discharge Fitting 20HP Boost (AR4)		1
6b	501-0504-0	Discharge Fitting 20HP Boost (AR5)		1
7	252-4962-2	Hose, Irrigation Supply 3"	Ft.	1.5
8a	599-0334-2	Fitting, Entry 20HP Booster (AR5)		1
8b	501-0506-0	Fitting, Entry 20HP Booster (AR5)		1
9a	599-0345-0	Fitting, Entry (AR4)		1
9b	599-0345-1	Fitting, Entry (AR5)		
10a	501-0405-0	Brace, (AR4)		1
10b	501-0527-0	Brace, (AR5)		
11a	501-0403-0	Plate, (AR4)		1
11b	501-0525-0	Brace, (AR5)		
12	030-1920-7	Supra Clamp 79mm-85mm		4
13	525-0262-1	Plug, BR 1/4		1
14	910-3739-0	Gauge, Murphy 20P		1
15	599-0453-0	Shim		2
16	599-0458-1	Tank Mount		1
17	599-0527-0	Tank, 30 Gal.		1
18	599-0457-0	Tank Strap		1
19a	599-0534-0	Battery, 12V 24 Series		1

Booster Pump Assembly



19b	599-0532-0	Battery Cable - Positive Not Shown		1
19c	599-0533-0	Battery Cable - Negative Not Shown		1
20	525-0898-1	Nipple, Close BR 1/8 Not Shown		1
21	525-4876-0	Barb, Hose 1/8 NPT x 1/4		1
22	277-4919-0	Filter, Glass Bowl Fuel		1
23	500-0780-0	Coupling Half 75 x 1-1/8" Bore		1
24	500-0782-0	Coupling 7 JE Sleeve Center		1
25	500-0781-0	Coupling Half 75 x 19mm Bore		1
26	501-0428-0	Switch Mt.		1
27	592-0318-0	Wire, Double 16 GA Flat	FT.	12
28	584-0695-1	Hose, Gas 1/4 x 27/64	FT.	6.67

Air Compressor Assembly



Air Compressor Assembly				
No.	Part Number	Description		Qty.
1	650-4883-1	All Thread 3/4-10 nc	in.	13
2	502-0338-0	Bracket, Air Purge Mount		1
3	502-0339-0	Strap, Short		4
4	502-0340-0	Strap, Long		1
5	502-0343-0	Hose End, 4" Bauer		1
6	588-0023-1	Lever Ring, 4"		1
43	022-0415-0	Cap, Oil		2
44	022-0412-0	Compressor		1
45	022-1416-0	Oiler (with tubes)		1
46	022-1422-0	Elbow, Intake		1
47	586-0712-2	Valve, 3/4" Ball		1
48	022-1418-0	Elbow, Pressure		1
49	022-1419-0	Valve, 2" Check		1
50	501-0213-2	Nipple, 2"		1
51	022-1420-0	Valve, 2" Ball		1
52	502-0342-0	Hose End Asm. (w/o valve)		1
53	586-0756-0	Valve, 1/4" Ball		1
54	030-1915-1	Clamp, Hose		1
55	586-0801-1	Hose, 2" Supply		1
	502-0341-0	Hose Asm (incl. both ends)		